

Schlüter® - LIPROTEC

Illustrated price list LT 22

Ireland • Effective 1st February 2022



Our prices will
increase by 7.5% effective

August 1, 2022

Download our price list from

www.schluter.co.uk

2022



SIMPLY INDIVIDUAL – Schlüter®-LIPROTEC

LED light and ceramics – a combination that keeps gaining fans. Schlüter-LIPROTEC makes it easier than ever to create individual light concepts with ceramic or natural stone surfaces. With the Schlüter-LIPROTEC-EASY and Schlüter-LIPROTEC-PRO series, we offer systems that are tailored to the skills of the installers.

Whilst the EASY series is a plug-and-play system that only requires limited expertise in light installation, the PRO series is designed for professional installers who have experience with light installation and wiring. And finally, Schlüter-LIPROTEC-PLAN provides all the information that professional (light) designers need to create and implement accent lighting with LIPROTEC.

EASY

Individual light installation made easy – due to convenient plug systems and easy mounting, the plug-and-play series provides solutions for every situation, even for installers who are not experts.

- Convenient plug systems
- Easy installation
- Ready for immediate use
- Large selection
- Power supply units up to 100 W



FOR YOUR LIGHT PLANNING


Light data for LIPROTEC-EASY now available
on www.lumsearch.com – Keyword: “Fliese”

LUMsearch

DIALux

PLAN

In the PLAN section, planners, architects, lighting professionals and installers find all technical information at a glance. With this expertise, there are no limits to what light installations can be created with Schlüter-LIPROTEC products.



PRO

Lighting for professional installers – with the PRO series of Schlüter-LIPROTEC, turn any room into an oasis of light.

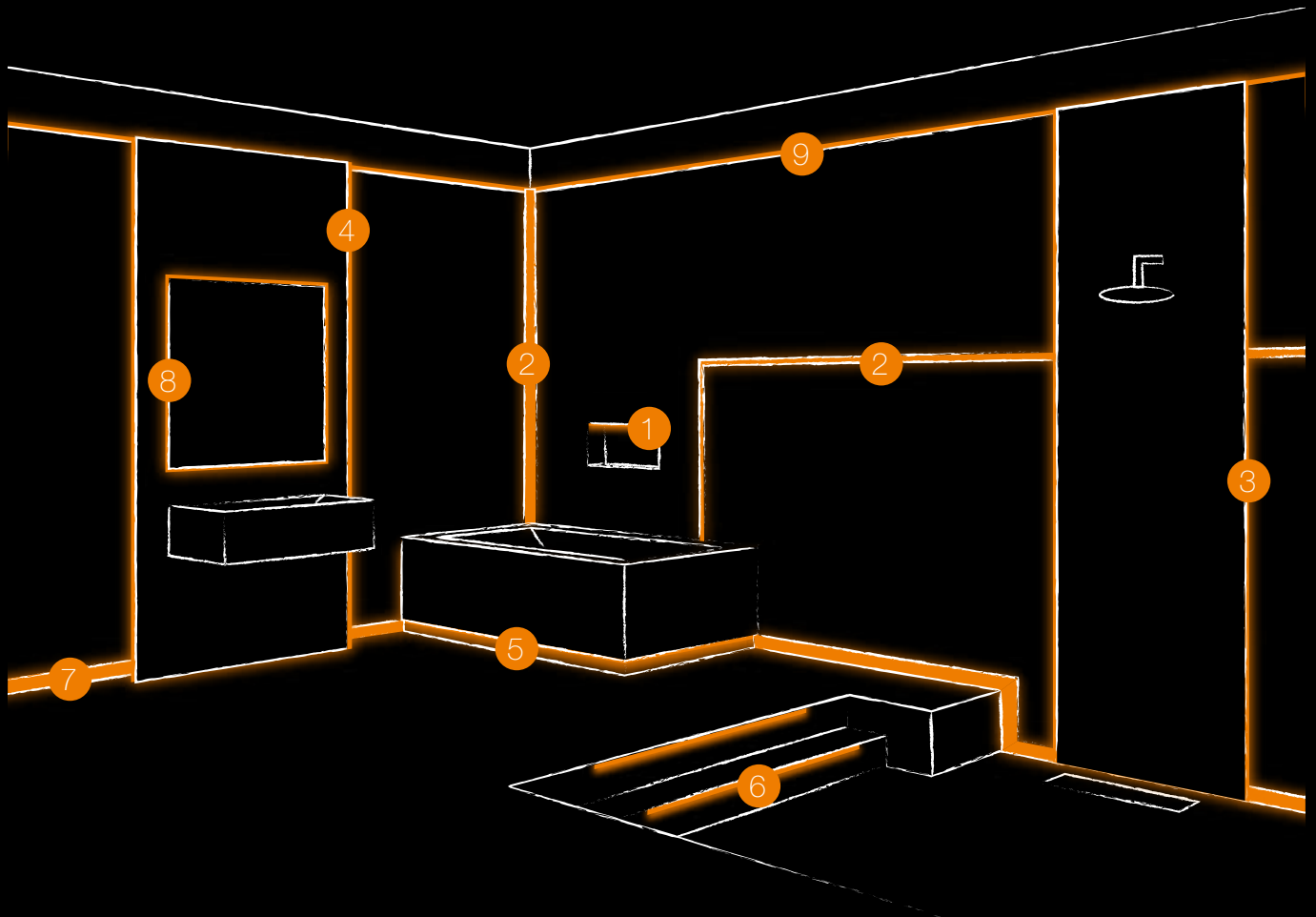
- Individual light installations
- Products with a multitude of combination options
- Limitless possibilities
- The series for professional installers

- Technical details
- Compact product overview
- Materials and surfaces
- Planning aids



AS VERSATILE AS THE LIGHT

Fascinate customers, turn visions of living spaces into reality, immersed in colour and the versatility of light. On the following page, you will find the solutions for the various application either as EASY (plug-and-play sets) or PRO (individually configurable).



For technical information and properties, refer to the PLAN section starting on page 76.



			EASY	PRO
			Page	Page
1	NICHE			
	NLT – Niche with LED lighting coloured + white	SET	8	
	NLT-BR – Niche with LED lighting coloured + white, incl. controller	SET	10	
2	LINEAR LIGHT			
	LLPM – LED module, coloured + white Linear light with anchoring leg	MODULE	12	
	LLP – LED module, coloured Linear light	MODULE	14	
	LLPE – LED module, coloured Linear light Wall corner	MODULE	16	
	LL – Linear light, coloured + white			24
	LLE – Linear light, coloured + white Corner			28
3	SHOWER			
	LLPM – LED module, coloured + white Linear light with anchoring leg	MODULE	12	
	LLP – LED module, coloured Linear light	MODULE	14	
	LLPE – LED module, coloured Linear light Wall corner	MODULE	16	
	LL – Linear light, coloured + white			24
	LLE – Linear light, coloured + white Corner			28
	WS – Wall panel lighting, coloured + white			32
	WSK – Wall panel lighting with cable duct, coloured + white	SET		36/60
	WSQ – Wall panel lighting with QUADEC finishing profile, coloured + white			40
4	WALL PANEL			
	WS – Wall panel lighting, coloured + white			32
	WSK – Wall panel lighting with cable duct, coloured + white	SET		32/60
	WSQ – Wall panel lighting with QUADEC finishing profile, coloured + white			40
5	BATHTUB			
	LLPM – LED module, coloured + white Linear light with anchoring leg	MODULE	12	
	WS – Wall panel lighting, coloured + white			32
	WSK – Wall panel lighting with cable duct, coloured + white	SET		36/60
6	STAIRCASE			
	PB – Stair edge lighting, white	SET		44/62
7	BASEBOARD			
	DESIGNBASE-QD – Landing/border profile, white			48
	VB – Cove lighting, white			52
8	MIRROR			
	LLPM – LED module, coloured + white Linear light with anchoring leg	MODULE	12	
	LLP – LED module, coloured Linear light	MODULE	14	
	D – Carrier profile for mirror, white	SET		56/64
	WS – Wall panel lighting, coloured + white			32
	WSK – Wall panel lighting with cable duct, coloured + white	SET		36/60
9	LIGHTING COVE			
	WS – Wall panel lighting, coloured + white			32
	WSK – Wall panel lighting with cable duct, coloured + white	SET		36/60
	VB – Cove lighting, white			52



EASY

Schlüter-LIPROTEC-LLP/-LLPM/-LLPE are LED modules consisting of a flexible, fully encased LED strip with homogenous light dispersion and a carrier profile made of aluminium or brushed stainless steel V4A. The LED modules are available either with a fixed white-light colour temperature of 3000 K or 4900 K, or with a RGB+W colour range. The latter makes it possible to choose from more than 16 million hues and colour temperatures from 2500 K – 6500 K.

The robust carrier profile enables applications in areas with exposure to water and vapour, from an installation height of 11 mm. It can be used on walls and ceilings as well as in shower areas. In light traffic indoor areas, the LED modules can even be installed in the floor area. For use in protected outdoor areas and pool landscapes, we recommend using our Schlüter-LIPROTEC-LLPM LED modules with V4A brushed stainless steel profiles.

The LED modules are available as plug-and-play versions in different lengths. Our LED strip can simply be shortened at the marked cutting points and sealed with the supplied end caps to maintain its IP degree of protection. The LED modules can be integrated into a system using cable connections and Y-switches, depending on the light characteristics. Power supply units and the Bluetooth control required for the RGB+W system are also available as plug-and-play versions, which makes installation easier. You can find additional accessories such as cable connections, distributors and wall boxes with sealing function in the accessories section.



SETS

		Page
NLT – Niche with LED lighting coloured + white	SET	8
NLT-BR – Niche with LED lighting coloured + white, incl. controller	SET	10
LLPM – LED module, coloured + white Linear light with anchoring leg	MODULE	12
LLP – LED module, coloured Linear light	MODULE	14
LLPE – LED module, coloured Linear light Wall corner	MODULE	16

CONTROLS

Control for white LED	18/19
Control for coloured LED	18/19

ACCESSORIES

End cap LED tube	20
Power supply units	20
Cables / distributors	20/21
Adapter / Hollow-wall box / Tool	21

KEY

Explanations of properties / areas of application	99
---	----

For technical information and properties, refer to the PLAN section starting on page 76.



FIND OUT MORE AT:

WWW.LIPROTEC.CO.UK



Schlüter®-KERDI-BOARD-NLT

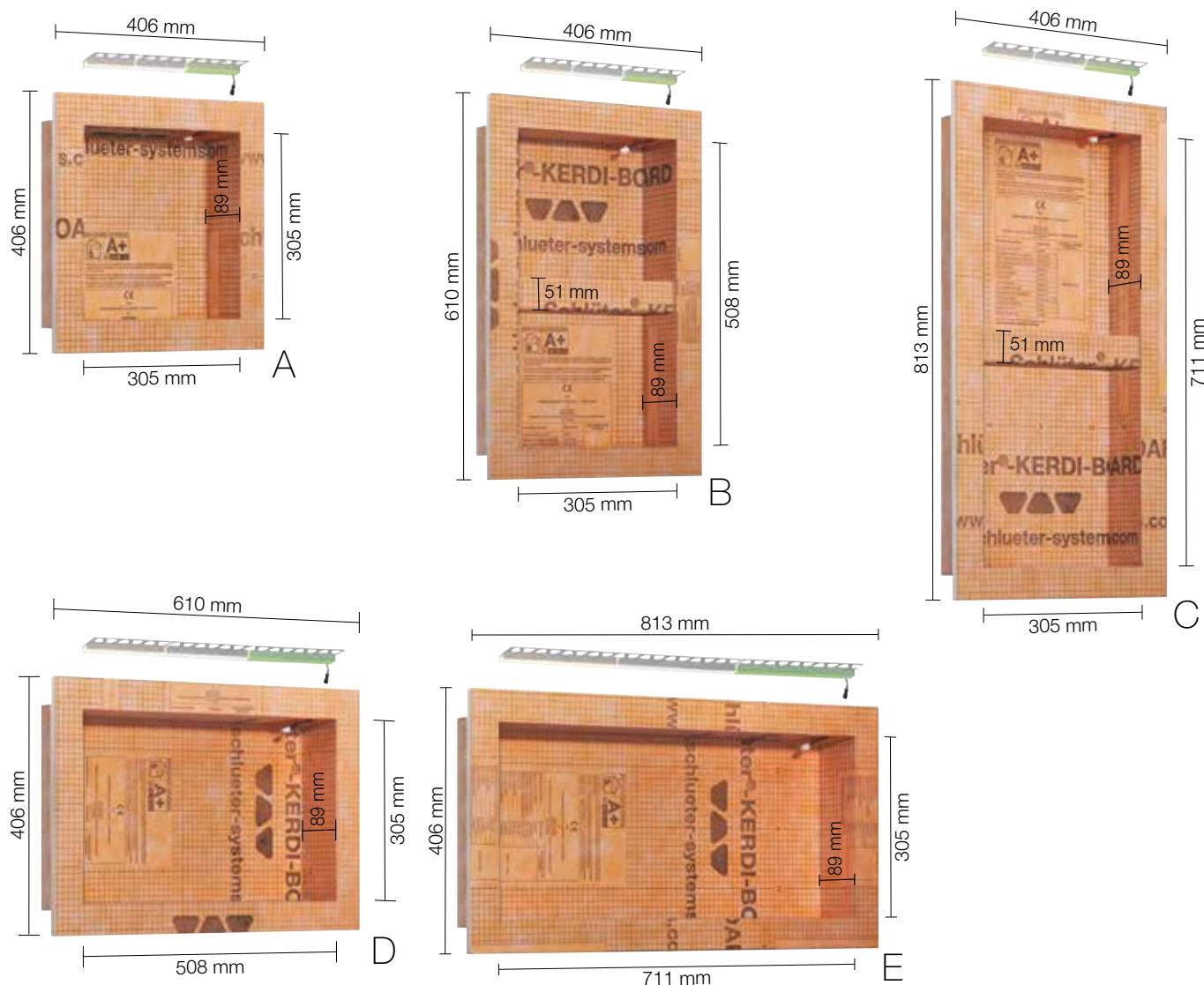


Schlüter-KERDI-BOARD-NLT are prefabricated niche sets made of KERDI-BOARD with plug-and-play LIPROTEC-LED technology. They are used to create illuminated niches and storage surfaces for wall areas. These niches can be integrated into the Schlüter-KERDI waterproofing system as a bonded waterproofing assembly. The niches are available in different dimensions and lighting options. The rectangular niches are available with illumination either on the long or the narrow side. The LED module can either be positioned at the front edge, in the centre or at the rear of the wall that is to be tiled. The scope of supply includes all components required for the installation, as well as the cable connection, power supply and sealing collar. We recommend using a standard light switch for convenience.

A Bluetooth controller for RGB+W lighting has to be ordered separately and can be found on page 19.

(Product data sheet 12.2)

DIMENSIONS OF NICHES



SET INCLUDES:



i
Bluetooth controller also available separately!

For explanations of the symbols, refer to page 99.



NICHE SET WITH LED LIGHTING

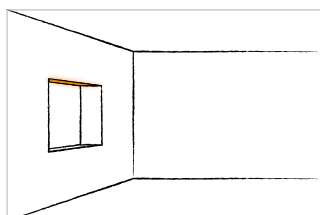
Schlüter®-KERDI-BOARD-NLT

niche set with LED lighting

	B x H x T (mm)	Type of light	Art. No.	€ / Set	PL (Set)
A	305 x 305 x 89	warm white	KB 12 NL TP1 AE 1	259.20	20
		neutral white	KB 12 NL TP1 AE 2	259.20	20
		RGB+white	KB 12 NL TP1 AE 9	291.60	20
B	305 x 508 x 89	warm white	KB 12 NL TP2 AE 1	291.60	20
		neutral white	KB 12 NL TP2 AE 2	291.60	20
		RGB+white	KB 12 NL TP2 AE 9	324.00	20
C	305 x 711 x 89	warm white	KB 12 NL TP3 AE 1	334.80	20
		neutral white	KB 12 NL TP3 AE 2	334.80	20
		RGB+white	KB 12 NL TP3 AE 9	367.20	20
D	508 x 305 x 89	warm white	KB 12 NL TP4 AE 1	318.60	20
		neutral white	KB 12 NL TP4 AE 2	318.60	20
		RGB+white	KB 12 NL TP4 AE 9	334.80	20
E	711 x 305 x 89	warm white	KB 12 NL TP5 AE 1	388.80	20
		neutral white	KB 12 NL TP5 AE 2	388.80	20
		RGB+white	KB 12 NL TP5 AE 9	405.00	20

Note: The dimensions represent interior clearance dimensions. The first length specification is the illuminated length.

APPLICATION AREAS



i
Schlüter-SHELF-N offers precisely fitting shelves for the niche sets A, B and C. Please refer to our Schlüter®-PROFILES and -SYSTEMS price list for design variants and material qualities.

TECHNICAL DATA OF THE INCLUDED LED MODULES

NLT 9 (RGB+W)		NLT 1 (warm white)		NLT 2 (neutral white)	
Dimensions of LED (B x H)	17 x 14.5 mm	Dimensions of LED (B x H)	12 x 10.5 mm	Dimensions of LED (B x H)	12 x 10.5 mm
Rated output (W/Unit)	See table on page 78	Rated output (W/Unit)	See table on page 78	Rated output (W/Unit)	See table on page 78
Number of LED (u./m)	112	Number of LED (u./m)	280	Number of LED (u./m)	280
Colour temperature (Kelvin)	RGB+W (2700 K)	Colour temperature (Kelvin)	3000 K	Colour temperature (Kelvin)	4900 K
CRI	90	CRI	92	CRI	92
Included power supply	230 V. 15 W	Included power supply	230 V. 15 W	Included power supply	230 V. 15 W
Included cable	3 m	Included cable	3 m	Included cable	3 m



Schlüter®-KERDI-BOARD-NLT-BR

Schlüter-KERDI-BOARD-NLT-BR are prefabricated niche sets made of KERDI-BOARD with plug-and-play LIPROTEC-LED RGB+W technology and with Bluetooth/wireless receivers. The various light colours can be selected either via the supplied radio remote control or via suitable Bluetooth-compatible smartphones or tablets. They are used to create illuminated niches and storage surfaces for wall areas. These niches can be integrated into the Schlüter-KERDI waterproofing system as a bonded waterproofing assembly.

The niches are available in different dimensions. The rectangular niches are available with illumination either on the long or the narrow side. The RGB+W LED module can either be positioned at the front edge, centre or at the rear wall that is to be tiled. The scope of supply includes all components required for the installation, such as the cable connection, receiver, power supply and sealing collar. We recommend using a standard light switch for convenience.

A detailed description of the Bluetooth control for RGB+W lighting can be found on page 19.

(Product data sheet 12.2)



SET INCLUDES:



Note: The different niche variants can be seen on page 8.

 Including Bluetooth receiver and radio remote control

For explanations of the symbols, refer to page 99.



NICHE SET WITH LED LIGHTING AND CONTROLLER

Schlüter®-KERDI-BOARD-NLT-BR

niche set with LED lighting and controller

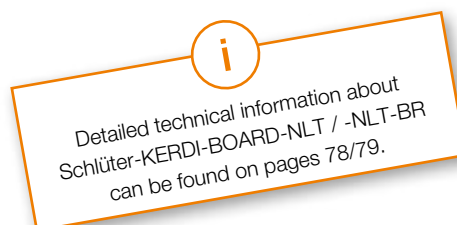
	B x H x T (mm)	Type of light	Art. No.	€ / Set	PL (Set)
A	305 x 305 x 89	RGB+white	KB 12 NL TP1 AE 9 BR	480.60	20
B	305 x 508 x 89	RGB+white	KB 12 NL TP2 AE 9 BR	513.00	20
C	305 x 711 x 89	RGB+white	KB 12 NL TP3 AE 9 BR	556.20	20
D	508 x 305 x 89	RGB+white	KB 12 NL TP4 AE 9 BR	523.80	20
E	711 x 305 x 89	RGB+white	KB 12 NL TP5 AE 9 BR	594.00	20

Note: The dimensions represent interior clearance dimensions. The first length specification is the illuminated length.

TECHNICAL DATA OF SUPPLIED LED MODULE

NLT 9 BR (RGB+W)

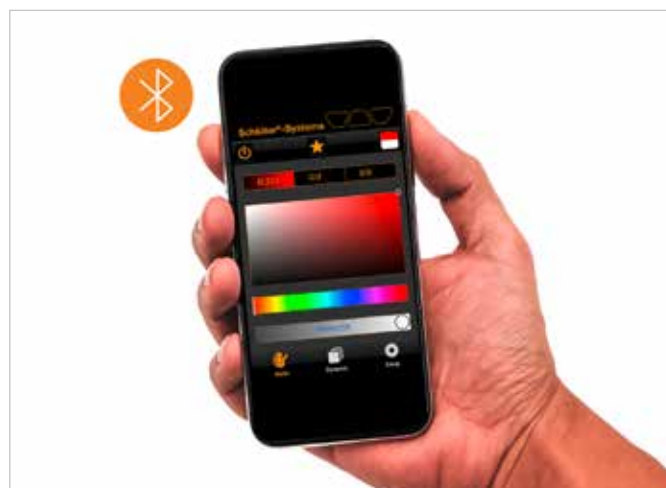
Dimensions of LED (B x H)	17 x 14.5 mm
Rated output (W/Unit)	See table on page 78
Number of LED (u./m)	112
Colour temperature (Kelvin)	RGB+W (2700 K)
CRI	90
Included power supply	230 V. 15 W
Included cable	3 m



TECHNICAL DATA OF THE INCLUDED BLUETOOTH CONTROLLER

LT PEBR 4

Max. range	10 m
Input voltage	24 V, DC
Max. total load in the LIPROTEC system	90 W
Max. length LED strips	6 m
Degree of protection	IP63
Ambient temperature	-20 °C to +50 °C





Schlüter®-LIPROTEC-LLPM



Schlüter-LIPROTEC-LLPM are plug-and-play LED modules consisting of a fully encased LED strip with homogenous light dispersion and a carrier profile made of aluminium or brushed stainless steel V4A with trapezoid perforated anchoring leg. The LED modules are available either with a fixed white-light colour temperature of 3000 K or 4900 K, or with a RGB+W colour range. The latter makes it possible to choose from more than 16 million hues and colour temperatures from 2500 K – 6500 K. The white LED module is available with an installation height of 11 mm, which means it can be installed flush with the tile thickness.

(Product data sheet 15.8)

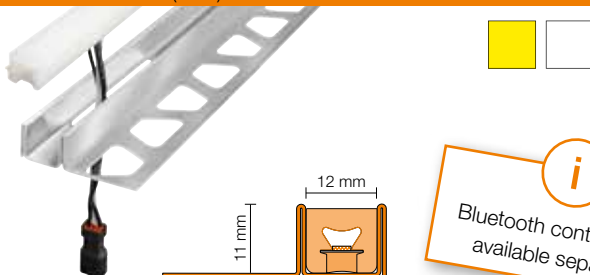
DIALux LUMsearch

LED MODULE WW / NW

aluminium



brushed stainless steel (V4A)



LED MODULE RGB+W

aluminium



brushed stainless steel (V4A)



Bluetooth controller also available separately!

Note: End caps incl. sealing compound for shortening the LED strip are included in the set. On the RGB+W version, the LED strip protrudes approx. 3 mm from the profile. Only the LED module with white light is suitable for use on the floor in domestic applications.

TECHNICAL DATA OF THE INCLUDED LED MODULES

LLPM 9 (RGB+W)		LLPM 1 (warm white)		LLPM 2 (neutral white)	
Dimensions of LED (B x H)	17 x 14.5 mm	Dimensions of LED (B x H)	12 x 10.5 mm	Dimensions of LED (B x H)	12 x 10.5 mm
Rated output (W/m)	15	Rated output (W/m)	5	Rated output (W/m)	5
Number of LED (u./m)	112	Number of LED (u./m)	280	Number of LED (u./m)	280
Colour temperature (Kelvin)	RGB+W (2700 K)	Colour temperature (Kelvin)	3000 K	Colour temperature (Kelvin)	4900 K
CRI	90	CRI	92	CRI	92

Can be shortened every 62.5 mm

Can be shortened every 25 mm

Can be shortened every 25 mm

Max. length of aligned LED modules in the LIPROTEC-EASY System: RGB+W = 6 m, white = 18 m

END CAP

Schlüter-LIPROTEC-LLPM/EK are end caps for proper termination of the LED plug-and-play sets. They can be used as left or right end. The holding bar is embedded into the tile adhesive.

Schlüter®-LIPROTEC-LLPM/EK

end cap, anodised aluminium

B (mm)	Art. No.	€ / U.	P (Unit)
12	EK/LLP 110 AE 12	4.75	50
15	EK/LLP 110 AE 15	4.75	50

Schlüter®-LIPROTEC-LLPM/EK

end cap, brushed stainless steel (V4A)

B (mm)	Art. No.	€ / U.	P (Unit)
12	EK/LLP 110 V4A 12	4.75	50
15	EK/LLP 110 V4A 15	4.75	50

Note: B = 12 mm (LED module, white) / B = 15 mm (LED module, RGB+W)

For explanations of the symbols, refer to page 99.



LED MODULE | LINEAR LIGHT WITH ANCHORING LEG ALUMINIUM

Schlüter®-LIPROTEC-LLPM

LED module aluminium

Material	L (cm)	Type of light	Art. No.	€ / m	P (Unit)
aluminium	50	warm white	LLP 110 AE 1/50	172.80	10
		neutral white	LLP 110 AE 2/50	172.80	10
		RGB+white	LLP 110 AE 9/50	194.40	10
	100	warm white	LLP 110 AE 1/100	151.20	10
		neutral white	LLP 110 AE 2/100	151.20	10
		RGB+white	LLP 110 AE 9/100	172.80	10
	200	warm white	LLP 110 AE 1/200	124.20	10
		neutral white	LLP 110 AE 2/200	124.20	10
		RGB+white	LLP 110 AE 9/200	145.80	10
	250	warm white	LLP 110 AE 1	113.40	10
		neutral white	LLP 110 AE 2	113.40	10
		RGB+white	LLP 110 AE 9	135.00	10

Exact lengths: 50.5 cm, 100.2 cm, 200 cm and 250 cm



LED MODULE | LINEAR LIGHT WITH ANCHORING LEG BRUSHED STAINLESS STEEL

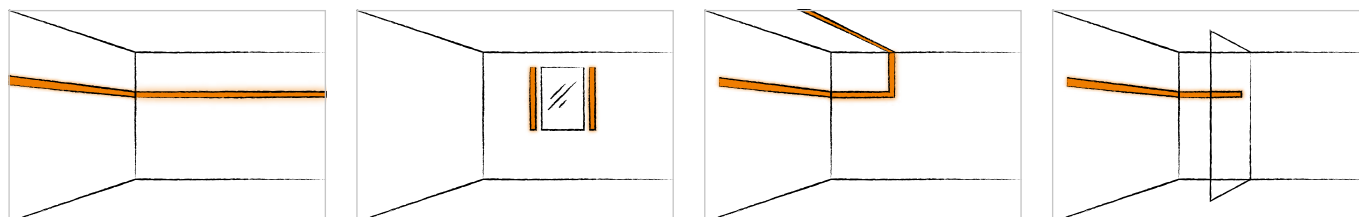
Schlüter®-LIPROTEC-LLPM

LED module brushed stainless steel

Material	L (cm)	Type of light	Art. No.	€ / m	P (Unit)
stainless steel (V4A)	50	warm white	LLP 110 V4A 1/50	194.25	10
		neutral white	LLP 110 V4A 2/50	194.25	10
		RGB+white	LLP 110 V4A 9/50	216.45	10
	100	warm white	LLP 110 V4A 1/100	172.05	10
		neutral white	LLP 110 V4A 2/100	172.05	10
		RGB+white	LLP 110 V4A 9/100	194.25	10
	200	warm white	LLP 110 V4A 1/200	144.30	10
		neutral white	LLP 110 V4A 2/200	144.30	10
		RGB+white	LLP 110 V4A 9/200	166.50	10
	250	warm white	LLP 110 V4A 1	133.20	10
		neutral white	LLP 110 V4A 2	133.20	10
		RGB+white	LLP 110 V4A 9	155.40	10

Exact lengths: 50.5 cm, 100.2 cm, 200 cm and 250 cm

APPLICATION AREAS





Schlüter®-LIPROTEC-LLP



Schlüter-LIPROTEC-LLP are LED modules consisting of a fully encased LED strip with homogenous light dispersion and a U-shaped carrier profile made of aluminium. With the LED modules, coloured RGB+W light strips with more than 16 million different hues and colour temperatures of 2500 K – 6500 K can be created. The carrier profile with an installation height of 17 mm makes flush installation possible.

(Product data sheet 15.8)

DIALux

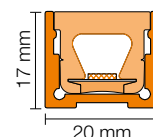
LUMsearch

LED MODULE RGB+W

aluminium



i
Bluetooth controller also
available separately!



Note: End caps incl. sealing compound for shortening the LED strip are included in the set.

TECHNICAL DATA OF THE INCLUDED LED MODULES

LLP 9 (RGB+W)

Dimensions of LED (B x H)	17 x 14.5 mm
Rated output (W/m)	15
Number of LED (u./m)	112
Colour temperature (Kelvin)	RGB+W (2700 K)
CRI	90

Can be shortened every 62.5 mm

Max. length of aligned LED modules in the LIPROTEC-EASY system: 6 m

END CAP



Schlüter®-LIPROTEC-WS/EK

end cap anodised aluminium, indirect illumination

H (mm)	Art. No.	€ / U.	P (Unit)
17	EK / LT WS I AE 20	13.98	50



For explanations of the symbols, refer to page 99.

LED MODULE | LINEAR LIGHT ALUMINIUM


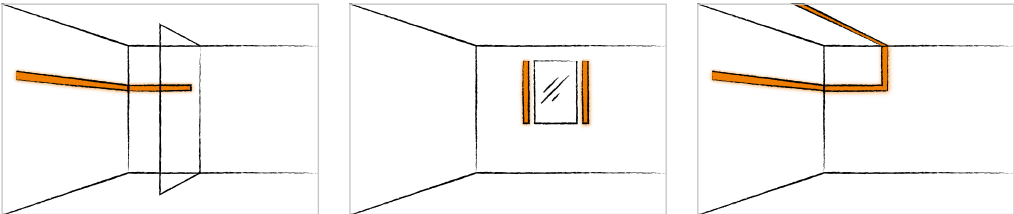
Schlüter®-LIPROTEC-LLP

LED module aluminium

Material	L (cm)	Type of light	Art. No.	€ / m	P (Unit)
aluminium	50	RGB+white	LLP 2017 AE 9/50	226.80	10
	100	RGB+white	LLP 2017 AE 9/100	194.40	10
	200	RGB+white	LLP 2017 AE 9/200	162.00	10
	250	RGB+white	LLP 2017 AE 9	151.20	10

Exact lengths: 50.5 cm, 100.2 cm, 200 cm and 250 cm

APPLICATION AREAS





Schlüter®-LIPROTEC-LLPE



Schlüter-LIPROTEC-LLPE are LED modules consisting of a fully encased LED strip with homogenous light dispersion and a carrier profile made of anodised aluminium. The LED module with RGB+W coloured light range makes it possible to choose from more than 16 million different hues and colour temperatures from 2500 K – 6500 K. With the LED module, accent lighting can be created at wall corners. It is suitable for use in internal and external corners in the shower, preferably positioned vertically.
(Product data sheet 15.8)

DIALux

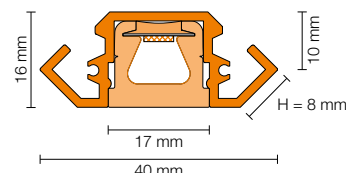
LUMsearch

LED MODULE RGB+W

aluminium



i
Bluetooth controller also
available separately!



Note: End caps incl. sealing compound for shortening the LED strip are included in the set.

TECHNICAL DATA OF THE INCLUDED LED MODULES

LLPE 9 (RGB+W)

Dimensions of LED (B x H)	17 x 14.5 mm
Rated output (W/m)	15
Number of LED (u./m)	112
Colour temperature (Kelvin)	RGB+W (2700 K)
CRI	90

Can be shortened every 62.5 mm

Max. length of aligned LED modules in the LIPROTEC-EASY system: 6 m

END CAP



Schlüter®-LIPROTEC-LLE/EK

end cap, anodised aluminium

Art. No.	€ / U.	P (Unit)
EK / LT LLE / AE	12.57	50



For explanations of the symbols, refer to page 99.

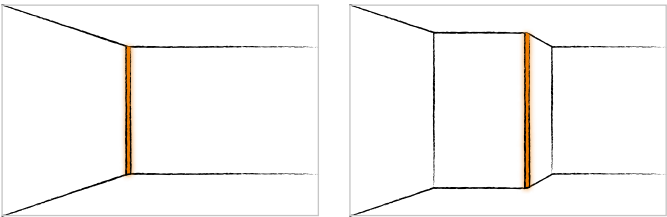
LED MODULE | LINEAR LIGHT | WALL CORNER *ALUMINIUM*

Schlüter®-LIPROTEC-LLPE

LED module aluminium

Material	L (cm)	Type of light	Art. No.	€ / m	P (Unit)
aluminium	250	RGB+white	LL EP 4016 AE 9	156.60	10

APPLICATION AREAS



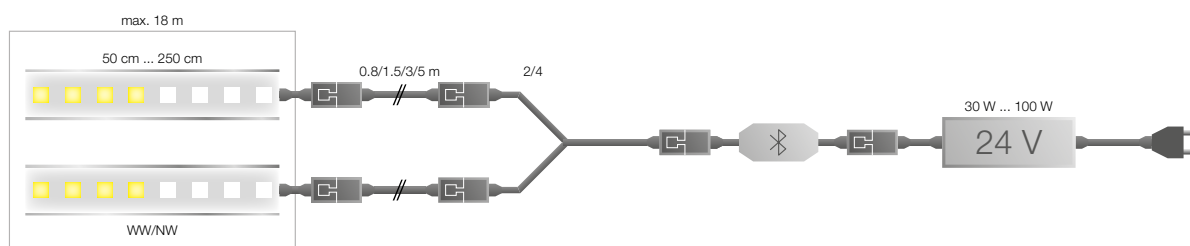
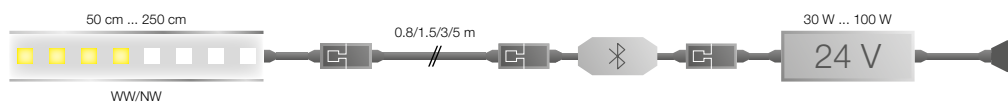


Accessories

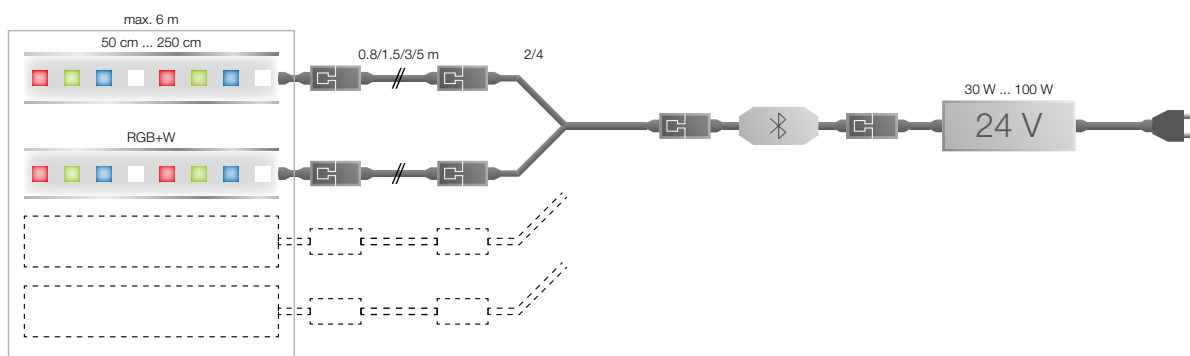
The plug-and-play system significantly simplifies combining the individual components. The schematic diagrams show a selection of combination options. Configure your individual light solution in the desired light hue. The respective system limits have to be taken into account.



LED MODULE *WW / NW*



LED MODULE *RGB+W*



CONTROL FOR WHITE LED

Schlüter-LIPROTEC-PEBR 1 is a Bluetooth/wireless receiver for controlling up to 18 m of white LED modules using the included radio remote control or via Bluetooth on smartphones or tablets. The receiver is operated via Bluetooth by means of the Schlüter-LED-Colour-Control app, which is downloadable for free for both Android and iOS devices. Various dimmed luminous intensities can be saved as favourites in the app software and controlled via a mobile end device and the included remote control. Up to two end devices can be simultaneously coupled with the receiver. The very compact dimensions of the receiver enable space-saving installation. We recommend using a standard light switch for convenience.



Schlüter®-LIPROTEC-PEBR 1

Bluetooth receiver incl. remote control

Art. No.	€ / U.	P (Unit)
LT PEBR 1	186.30	10

CONTROL FOR COLOURED LED

Schlüter-LIPROTEC-PEBR 4 is a plug-and-play Bluetooth/radio receiver for controlling up to 6 m of RGB+W LED modules using the included radio remote control or via Bluetooth on smartphones or tablets. The receiver is operated via Bluetooth by means of the Schlüter-LED-Colour-Control app, which is downloadable for free for both Android and iOS devices. Up to two end devices can be simultaneously coupled with the receiver. In excess of 16 million colours and white tones with variable colour temperatures can be set with the RGB+W LED modules. A preselection of white and coloured hues is possible, these can be stored as favourites in the app. 42 different colour sequences are preprogrammed and can be played at variable speeds. The very compact dimensions of the Bluetooth receiver enable space-saving installation.

We recommend using a standard light switch for convenience.



Schlüter®-LIPROTEC-PEBR 4

Bluetooth receiver incl. remote control

Art. No.	€ / U.	P (Unit)
LT PEBR 4	189.00	10

TECHNICAL DATA OF THE INCLUDED BLUETOOTH CONTROLLER

LT PEBR 1	
Max. range	10 m
Input voltage	24 V, DC
Max. total load in the LIPROTEC system	90 W
Max. length LED strips	18 m
Degree of protection	IP63
Ambient temperature	-20 °C to +50 °C

LT PEBR 4	
Max. range	10 m
Input voltage	24 V, DC
Max. total load in the LIPROTEC system	90 W
Max. length LED strips	6 m
Degree of protection	IP63
Ambient temperature	-20 °C to +50 °C





END CAP LED TUBE

Schlüter®-LIPROTEC-PES

replacement end caps for LT-EASY LED tubes


H (mm)	Art. No.	€ / Set	P (Set)
12	EK / LT PES 1	4.54	10
15	EK / LT PES 9	5.08	10

The set contains two end caps,
incl. sealing adhesive.



POWER SUPPLY

Power supply units convert the mains voltage to the 24 V required by the LED strips. They are easy to install and available in different wattages from 30 to 100 W for LED strips up to 6/18 linear metres. They are equipped with a connection cable with Euro plug, as well as plug-and-play connectors for the Schlüter-LIPROTEC-EASY system.



Schlüter®-LIPROTEC-PEKE

power supply, 24 V DC, with Euro plug and connector

Watt	Max. Watt*	Art. No.	€ / U.	P (Unit)
30	27	LT PEKE 24V 30W	73.44	10
50	45	LT PEKE 24V 50W	90.72	10
75	67.5	LT PEKE 24V 75W	118.80	10
100	90	LT PEKE 24V 100W	166.32	10

* A safety reserve has to be taken into account when selecting the power supply unit (see maximum load of the corresponding power supply unit).

Note: The dimensions of the power supplies can be found on page 71.

LOW-VOLTAGE CABLE

Schlüter-LIPROTEC-PZK is a plug-and-play cable, available in varying lengths, for connecting the power supply unit or Bluetooth receiver and the plug-and-play LED module.

Schlüter®-LIPROTEC-PZK

low-voltage cable

L (cm)	Art. No.	€ / U.	P (Unit)
80	LT PZK / 80	17.82	10
150	LT PZK / 150	19.28	10
300	LT PZK 3M	22.68	10
500	LT PZK 5M	27.00	10



Note:

The max. combined cable lengths should not exceed 10 m.

LOW-VOLTAGE DISTRIBUTOR

Schlüter-LIPROTEC-PZV is a plug-and-play distributor for connecting 2 or 4 additional plug-and-play LED modules to an installation.

Schlüter®-LIPROTEC-PZV

low-voltage distributor

Closing	Art. No.	€ / U.	P (Unit)
2	LT PZV 2	22.14	10
4	LT PZV 4	33.48	10



LOW-VOLTAGE ADAPTER

Schlüter-LIPROTEC-PZA is an adapter cable for connecting Schlüter-LIPROTEC-EASY plug-and-play components and Schlüter-LIPROTEC-PRO components. The adapter can also be used to integrate LED modules into a standard electrical installation. This connection must only be carried out by a qualified electrician. The clamping options illustrated schematically on page 95 must be observed.

Schlüter®-LIPROTEC-PZA

low-voltage adapter cable

L (cm)	Art. No.	€ / U.	P (Unit)
100	LT PZA / 100	17.93	10



LOW-VOLTAGE HOLLOW-WALL BOX

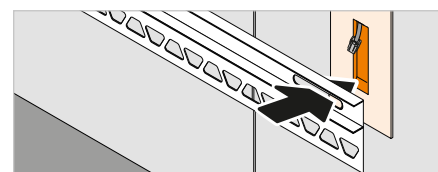

Schlüter-LIPROTEC-PZH is a hollow wall junction box with pre-adhered Schlüter-KERDI sealing collar for use in waterproofing assemblies with tile coverings (e.g. in shower areas). It creates a hollow space for plug connections to reversibly install the plug-and-play LED modules, and is attached with suitable adhesive or with Schlüter-KERDI-COLL-L.

Schlüter®-LIPROTEC-PZH

low-voltage hollow-wall box

B x H x T (mm)	Art. No.	€ / U.	P (Set)
235 x 140 x 19	LT PZ HD 25	23.76	10

Note: Strain relief included in scope of supply.



TOOL

Schlüter-PROCUT-PSF is a special cutting tool for precisely cutting LED tubes to size. To ensure that the LED strip retains IP-compliant tightness when it is shortened, it has to be cut at a 45° angle and sealed with the end caps and sealing adhesive included in the set.

Schlüter®-PROCUT-PSF

profile cutter, joint spacer

Art. No.	€ / U.	P (Unit)
PSF	64.80	10






PRO

With the plug-and-play sets from the EASY section, you can create a variety of individual light installations with ceramics and natural stone. But Schlüter-LIPROTEC offers a lot more. On the following pages, in the PRO section, you can combine profiles, LED strips, diffuser lenses, control equipment and accessories for individual projects.

On page 4 and 5, you can find an orientation aid for identifying which profile is suitable for which application.



PROFILES

	Page
LL – Linear light, coloured + white	24
LLE – Linear light, coloured + white Corner	28
WS – Wall panel lighting, coloured + white	32
WSK – Wall panel lighting with cable duct, coloured + white	SET 36/60
WSQ – Wall panel lighting with QUADDEC finishing profile, coloured + white	40
PB – Stair edge lighting, white	SET 44/62
DESIGNBASE-QD – Landing/border profile, white	48
VB – Cove lighting, white	52
D – Carrier profile for mirror, white	SET 56/64

CONTROLS

Control for coloured LED	69
Control for white LED	69
Radio control for white LED	70
Radio control master & slave for white LED	72

ACCESSORIES

Power supply units	71
Installation material	74/75
Tool	75

KEY

Explanations of properties / areas of application	99
---	----



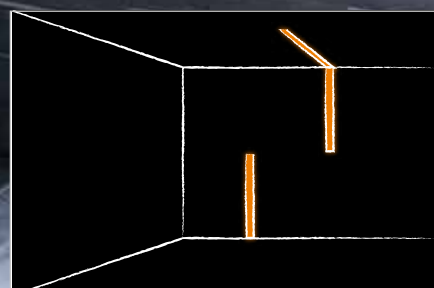


FIND OUT MORE AT:

WWW.LIPROTEC.CO.UK



Schlüter®-LIPROTEC-LL

You can create a wide variety of individual, linear accent lighting with Schlüter-LIPROTEC-LL. With its discreet, U-formed section, LIPROTEC-LL is suitable for many different installation situations in new buildings and with renovations.





For explanations of the symbols, refer to page 99.

A real multi-talent!

Schlüter-LIPROTEC-LL is a high-quality, anodised aluminium carrier profile for creating accent lighting in wall coverings and ceilings. The illumination is provided by Schlüter-LIPROTEC-ES LED strips laid into the U-shaped profile, in combination with the corresponding diffuser lens. Various direct or indirect light effects are created according to the positioning of the profile.

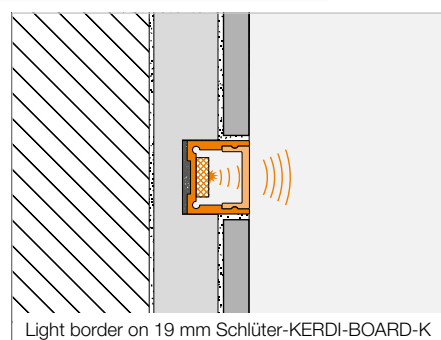
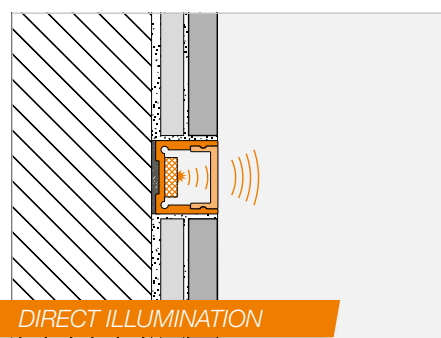
(Product data sheet 15.5)



Application areas:

- ✓ Linear light borders
- ✓ Illuminated borders in wall coverings
- ✓ Illuminated niche constructions

- 1 Schlüter-LIPROTEC-LL profile
- 2 LED strip
- 3 Diffuser lens (direct illumination)




Note: Only suitable for vertical installation in the shower.

For horizontal installation, we recommend our LED module LIPROTEC-LLPM on page 12.



Schlüter®-LIPROTEC-LL


PROFILE | LINEAR LIGHT



Schlüter®-LIPROTEC-LL

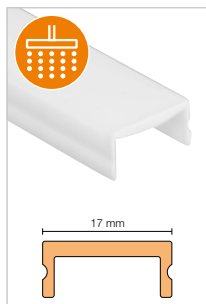
anodised aluminium

L (m)	Art. No.	€ / m	KV (Unit)
2.5	LT LL 2017 AE	21.39	60



For simplified installation, we recommend our Schlüter-KERDI-BOARD-K installation modules on page 75.

DIFFUSER LENS



Schlüter®-LIPROTEC-WSI

diffuser lens, indirect illumination

L (m)	Art. No.	€ / m	KV (Unit)
2.5	LT WS I 20	17.84	60

END CAP



Schlüter®-LIPROTEC-WS/EK

end cap anodised aluminium, indirect illumination

H (mm)	Art. No.	€ / U.	P (Unit)
17	EK / LT WS I AE 20	13.98	50

ACCESSORIES



From page 66, you can find compatible accessories for perfectly completing your Schlüter-LIPROTEC lighting, such as controllers, power supply units and installation material.

RGB+W CONTROLLABLE

WARM WHITE

NEUTRAL WHITE

LED STRIP



Schlüter®-LIPROTEC-ES

LED strips, RGB+W controllable, 24 V DC

L (cm)	Art. No.	€ / m	P (Unit)
50	LT ES 9/50	104.62	10
100	LT ES 9/100	96.67	10
150	LT ES 9/150	96.67	10
200	LT ES 9/200	90.97	10
250	LT ES 9	90.97	10
400	LT ES 9/400	88.56	10

Max. length in the LIPROTEC system: 12 m
Connection length: 3 m

LT ES 9

Dimensions (B x H)	15 x 5 mm
Rated output (W/m)	15
Number of LED (u./m)	192 (96 RGB + 96 W)
Colour temperature (Kelvin)	RGB+W (2700 K)
CRI	85

Can be shortened every 62.5 mm

Schlüter®-LIPROTEC-ES

LED strips, warm white, 24 V DC

L (cm)	Art. No.	€ / m	P (Unit)
50	LT ES 11/50	74.52	10
100	LT ES 11/100	65.88	10
150	LT ES 11/150	62.10	10
200	LT ES 11/200	56.70	10
250	LT ES 11	54.00	10
400	LT ES 11/400	50.76	10

Max. length in the LIPROTEC system: 24 m
Connection length: 3 m

LT ES 11

Dimensions (B x H)	12 x 5 mm
Rated output (W/m)	7.5
Number of LED (u./m)	140
Colour temperature (Kelvin)	3400 K
CRI	92

Can be shortened every 50 mm

Schlüter®-LIPROTEC-ES

LED strips, neutral white, 24 V DC

L (cm)	Art. No.	€ / m	P (Unit)
50	LT ES 21/50	74.52	10
100	LT ES 21/100	65.88	10
150	LT ES 21/150	62.10	10
200	LT ES 21/200	56.70	10
250	LT ES 21	54.00	10
400	LT ES 21/400	50.76	10

Max. length in the LIPROTEC system: 24 m
Connection length: 3 m

LT ES 21

Dimensions (B x H)	12 x 5 mm
Rated output (W/m)	7.5
Number of LED (u./m)	140
Colour temperature (Kelvin)	4900 K
CRI	92

Can be shortened every 50 mm

CONTROL



You can find the Bluetooth control on page 68.

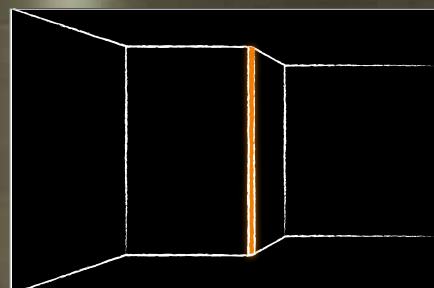
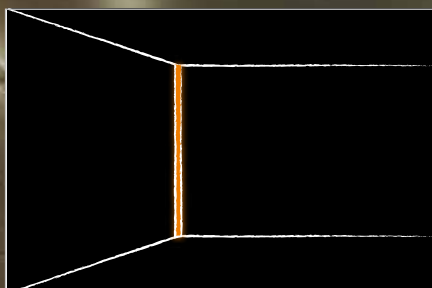

You can find the radio control on page 70.





Schlüter®-LIPROTEC-LLE

Accent lighting for tile surfaces and much more: Schlüter-LIPROTEC-LLE is our first light profile that can not only be embedded in tiling, but also be used on any other suitable substrate, thanks to an intelligent clip system. LIPROTEC-LLE can be used both for internal and external corners details, as well as in shower areas (if mounted vertically) – a true multi-talent.






For explanations of the symbols, refer to page 99.

Re-imagine rooms

Schlüter-LIPROTEC-LLE is a high-quality carrier profile made of anodised or white coated aluminium for mounting the Schlüter-LIPROTEC-ES LED strips. The profile is designed to create accent lighting in wall corners. It is suitable for use in internal and external corners in horizontal or vertical alignment. With the use of the respective pre-fabricated parts, it can also be installed continuously around corners. The profile can either be simply attached to any suitable substrate with a clip system or is embedded in the tile adhesive. For lighting, the selected LIPROTEC-ES LED strip is adhered within the profile and covered with the corresponding diffuser lens.

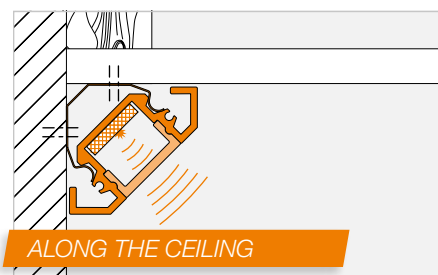
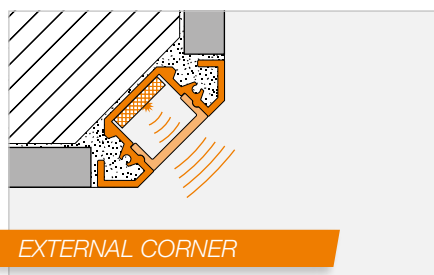
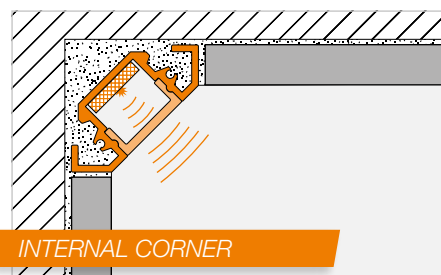
(Product data sheet 15.7)



- 1 Schlüter-LIPROTEC-LLE profile
- 2 LED strip
- 3 Diffuser lens (direct illumination)

Application areas:

- ✓ Linear light, vertical in the shower
- ✓ Linear light along the ceiling
- ✓ Accent lighting on the corner



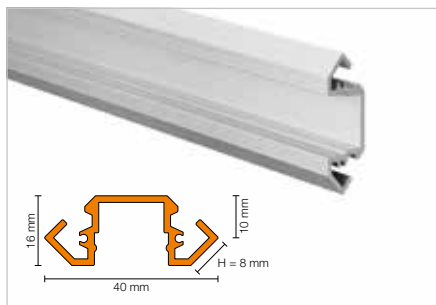
Note: Only suitable for vertical installation in the shower.

For horizontal installation, we recommend our LED module LIPROTEC-LLPM on page 12.



Schlüter®-LIPROTEC-LLE

PROFILE | LINEAR LIGHT | CORNER



Schlüter®-LIPROTEC-LLE

anodised aluminium

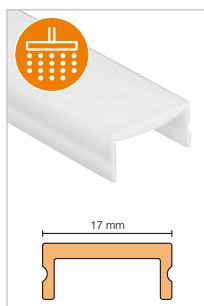
H (mm)	L = 2.50 m Art. No.	€ / m	KV (Unit)
8	LT LLE 4016 AE	25.69	60

Schlüter®-LIPROTEC-LLE-AC

colour coated aluminium, matte brilliant white

H (mm)	L = 2.50 m Art. No.	€ / m	KV (Unit)
8	LT LLE 4016 MBW	27.33	60

DIFFUSER LENS | MOUNTING AID



Schlüter®-LIPROTEC-WSI

diffuser lens, indirect illumination

L (m)	Art. No.	€ / m	KV (Unit)
2.5	LT WS I 20	17.84	60



Schlüter®-LIPROTEC-LLE/MK

installation clip

Art. No.	€ / Set	P (Set)
LT LLE MK	4.32	50

Note:

Installation clip incl. attachment material;
recommended installation clip spacing:
every 50 cm.


CORNER | END CAP



Schlüter®-LIPROTEC-LLE/E

90° external corner, ABS appearance

Art. No.	€ / U.	P (Unit)
E / LT LLE / AE	5.63	50



Schlüter®-LIPROTEC-LLE/I

90° internal corner, ABS appearance

Art. No.	€ / U.	P (Unit)
I / LT LLE / AE	5.63	50

Note:

The external and internal corners are designed for horizontal installation along the wall only. The profile may not be embedded in the tile covering.

Schlüter®-LIPROTEC-LLE-AC/E

90° external corner, ABS

Art. No.	€ / U.	P (Unit)
E / LT LLE / MBW	5.63	50

Schlüter®-LIPROTEC-LLE-AC/I

90° internal corner, ABS

Art. No.	€ / U.	P (Unit)
I / LT LLE / MBW	5.63	50



Schlüter®-LIPROTEC-LLE/EK

end cap, anodised aluminium

Art. No.	€ / U.	P (Unit)
EK / LT LLE / AE	12.57	50



Schlüter®-LIPROTEC-LLE-AC/EK

end cap, colour coated aluminium

Art. No.	€ / U.	P (Unit)
EK / LT LLE / MBW	13.94	50

ACCESSORIES



From page 66, you can find compatible accessories for perfectly completing your Schlüter-LIPROTEC lighting, such as controllers, power supply units and installation material.

RGB+W CONTROLLABLE

WARM WHITE

NEUTRAL WHITE

LED STRIP



Schlüter®-LIPROTEC-ES

LED strips, RGB+W controllable, 24 V DC

L (cm)	Art. No.	€ / m	P (Unit)
50	LT ES 9/50	104.62	10
100	LT ES 9/100	96.67	10
150	LT ES 9/150	96.67	10
200	LT ES 9/200	90.97	10
250	LT ES 9	90.97	10
400	LT ES 9/400	88.56	10

Max. length in the LIPROTEC system: 12 m
Connection length: 3 m

LT ES 9

Dimensions (B x H)	15 x 5 mm
Rated output (W/m)	15
Number of LED (u./m)	192 (96 RGB + 96 W)
Colour temperature (Kelvin)	RGB+W (2700 K)
CRI	85

Can be shortened every 62.5 mm

Schlüter®-LIPROTEC-ES

LED strips, warm white, 24 V DC

L (cm)	Art. No.	€ / m	P (Unit)
50	LT ES 11/50	74.52	10
100	LT ES 11/100	65.88	10
150	LT ES 11/150	62.10	10
200	LT ES 11/200	56.70	10
250	LT ES 11	54.00	10
400	LT ES 11/400	50.76	10

Max. length in the LIPROTEC system: 24 m
Connection length: 3 m

LT ES 11

Dimensions (B x H)	12 x 5 mm
Rated output (W/m)	7.5
Number of LED (u./m)	140
Colour temperature (Kelvin)	3400 K
CRI	92

Can be shortened every 50 mm

Schlüter®-LIPROTEC-ES

LED strips, neutral white, 24 V DC

L (cm)	Art. No.	€ / m	P (Unit)
50	LT ES 21/50	74.52	10
100	LT ES 21/100	65.88	10
150	LT ES 21/150	62.10	10
200	LT ES 21/200	56.70	10
250	LT ES 21	54.00	10
400	LT ES 21/400	50.76	10

Max. length in the LIPROTEC system: 24 m
Connection length: 3 m

LT ES 21

Dimensions (B x H)	12 x 5 mm
Rated output (W/m)	7.5
Number of LED (u./m)	140
Colour temperature (Kelvin)	4900 K
CRI	92

Can be shortened every 50 mm

CONTROL



You can find the Bluetooth control on page 68.


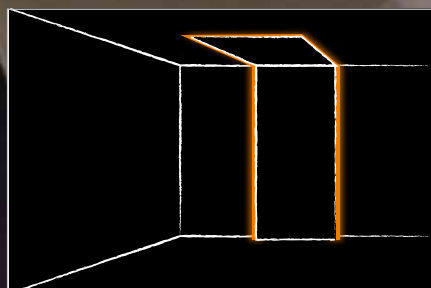
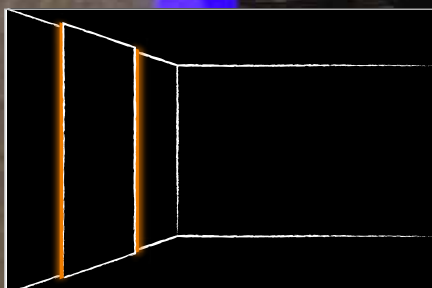
You can find the radio control on page 70.





Schlüter®-LIPROTEC-WS

Providing accent lighting of components and wall panels with atmospheric LED light is the domain of the trusted Schlüter-LIPROTEC-WS profile. They can be combined with diffuser lenses for either indirect or direct light to create individual light experiences in combination with exquisite tiles or natural stone.





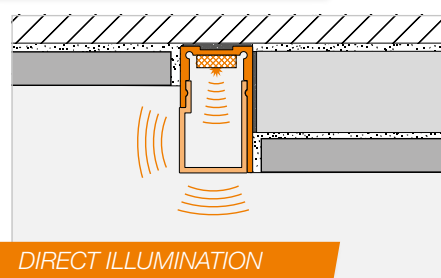
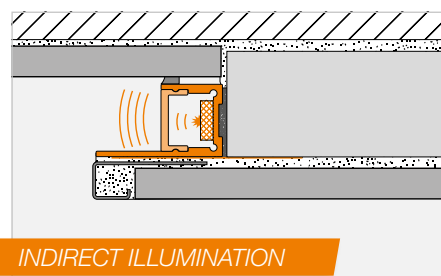
For explanations of the symbols, refer to page 99.

Building with light

Schlüter-LIPROTEC-WS is a high-quality carrier profile of anodised aluminium for illuminating protruding wall panels with various Schlüter-LIPROTEC-ES LED strips integrated into the profile. Differing light effects are created in combination with two different diffuser lenses. The assembly can be used to create recessed direct or indirect lighting for on-wall structures. The profile design allows for the easy replacement of the utilised diffuser lenses and bulbs, including after installation. (Product data sheet 15.2)

Application areas:

- ✓ Elements
- ✓ Wall panels
- ✓ On-wall features
- ✓ Cove lighting
- ✓ Light strips



Note: The diffuser lens for indirect lighting is only suitable for vertical installation in the shower. The diffuser lens for direct lighting is only suitable for installation outside of areas that are subjected to moisture.

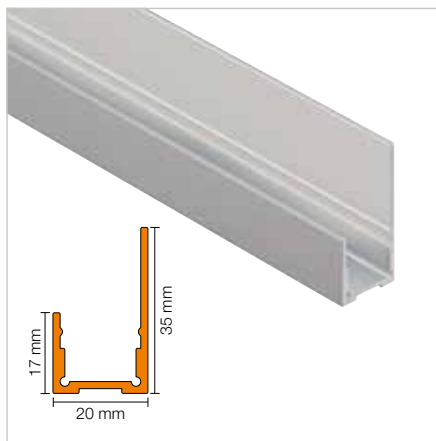


- 1 Schlüter-LIPROTEC-WS profile
- 2 LED strip
- 3 Diffuser lens (indirect illumination)
- 4 Diffuser lens (direct illumination)



Schlüter®-LIPROTEC-WS

PROFILE | WALL PANEL



Schlüter®-LIPROTEC-WS

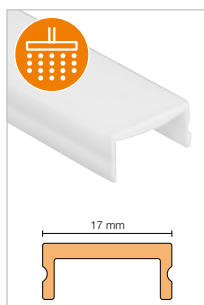
anodised aluminium

L (m)	Art. No.	€ / m	KV (Unit)
1	LT WS 20 AE/100	22.89	60
1.5	LT WS 20 AE/150	22.89	60
2.5	LT WS 20 AE	22.89	60



To achieve adhesive bonding between the smooth aluminium surface and the tile, the self-adhesive fleece Schlüter-DESIGNBASE-HVL 38/20M is fitted (see page 75).

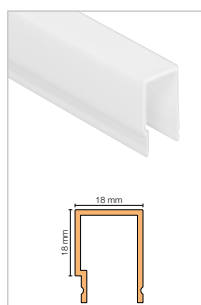
DIFFUSER LENS



Schlüter®-LIPROTEC-WSI

diffuser lens, indirect illumination

L (m)	Art. No.	€ / m	KV (Unit)
1	LT WS I 20/100	17.84	60
1.5	LT WS I 20/150	17.84	60
2.5	LT WS I 20	17.84	60



Schlüter®-LIPROTEC-WSD

diffuser lens, direct illumination

L (m)	Art. No.	€ / m	KV (Unit)
1	LT WS D 20/100	20.65	60
1.5	LT WS D 20/150	20.65	60
2.5	LT WS D 20	20.65	60

END CAP

Schlüter®-LIPROTEC-WS/EK

end cap anodised aluminium, indirect illumination

H (mm)	Art. No.	€ / U.	P (Unit)
17	EK / LT WS I AE 20	13.98	50



Schlüter®-LIPROTEC-WS/EK

end cap anodised aluminium, direct illumination

H (mm)	Art. No.	€ / U.	P (Unit)
35	EK / LT WS D AE 20	14.98	50



ACCESSORIES

From page 66, you can find compatible accessories for perfectly completing your Schlüter-LIPROTEC lighting, such as controllers, power supply units and installation material.



RGB+W CONTROLLABLE

WARM WHITE

NEUTRAL WHITE

LED STRIP



Schlüter®-LIPROTEC-ES

LED strips, RGB+W controllable, 24 V DC

L (cm)	Art. No.	€ / m	P (Unit)
50	LT ES 9/50	104.62	10
100	LT ES 9/100	96.67	10
150	LT ES 9/150	96.67	10
200	LT ES 9/200	90.97	10
250	LT ES 9	90.97	10
400	LT ES 9/400	88.56	10

Max. length in the LIPROTEC system: 12 m
Connection length: 3 m

LT ES 9

Dimensions (B x H)	15 x 5 mm
Rated output (W/m)	15
Number of LED (u./m)	192 (96 RGB + 96 W)
Colour temperature (Kelvin)	RGB+W (2700 K)
CRI	85

Can be shortened every 62.5 mm

Schlüter®-LIPROTEC-ES

LED strips, warm white, 24 V DC

L (cm)	Art. No.	€ / m	P (Unit)
50	LT ES 11/50	74.52	10
100	LT ES 11/100	65.88	10
150	LT ES 11/150	62.10	10
200	LT ES 11/200	56.70	10
250	LT ES 11	54.00	10
400	LT ES 11/400	50.76	10

Max. length in the LIPROTEC system: 24 m
Connection length: 3 m

LT ES 11

Dimensions (B x H)	12 x 5 mm
Rated output (W/m)	7.5
Number of LED (u./m)	140
Colour temperature (Kelvin)	3400 K
CRI	92

Can be shortened every 50 mm

Schlüter®-LIPROTEC-ES

LED strips, neutral white, 24 V DC

L (cm)	Art. No.	€ / m	P (Unit)
50	LT ES 21/50	74.52	10
100	LT ES 21/100	65.88	10
150	LT ES 21/150	62.10	10
200	LT ES 21/200	56.70	10
250	LT ES 21	54.00	10
400	LT ES 21/400	50.76	10

Max. length in the LIPROTEC system: 24 m
Connection length: 3 m

LT ES 21

Dimensions (B x H)	12 x 5 mm
Rated output (W/m)	7.5
Number of LED (u./m)	140
Colour temperature (Kelvin)	4900 K
CRI	92

Can be shortened every 50 mm

CONTROL



You can find the Bluetooth control on page 68.

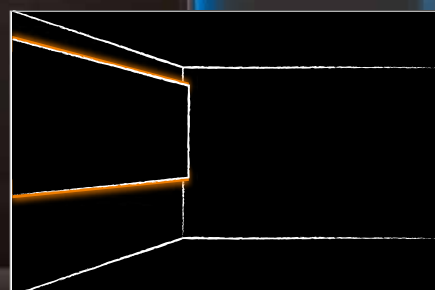

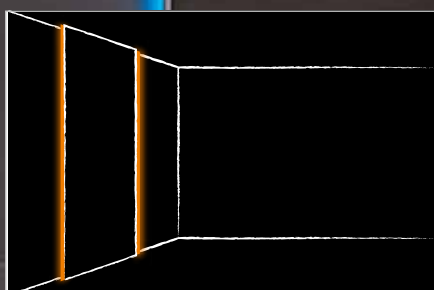
You can find the radio control on page 70.





Schlüter®-LIPROTEC-WSK

Thought-through light design: An integrated cable duct, a support bracket for the tried-and-tested KERDI-BOARD (19 mm), diffuser lenses for direct and indirect illumination as desired – we have equipped the LIPROTEC-WSK products with features that make installation easier.





For explanations of the symbols, refer to page 99.

Accentuate!

Schlüter-LIPROTEC-WSK is a high-quality, anodised aluminium carrier profile for illuminating protruding wall panels with various Schlüter-LIPROTEC-ES LED strips laid into the profile. Differing light effects are created in combination with two different diffuser lenses. Recessed, indirect or narrow illumination for wall protrusions are created in this way. An integrated cable duct with milling grooves for cable installation and a support bracket for Schlüter-KERDI-BOARD (19 mm) aid the installation process.

(Product data sheet 15.2)

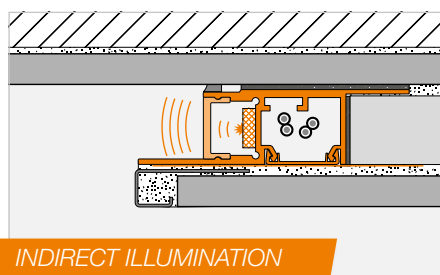


Application areas:

- ✓ Elements
- ✓ Wall panels
- ✓ On-wall features
- ✓ Cove lighting
- ✓ Light strips



- 1 Schlüter-LIPROTEC-WSK profile
- 2 LED strip
- 3 Diffuser lens (indirect illumination)




Note: The diffuser lens for indirect lighting is only suitable for vertical installation in the shower. The diffuser lens for direct lighting is only suitable for installation outside of areas that are subjected to moisture.



Schlüter®-LIPROTEC-WSK

PROFILE | WALL PANEL WITH CABLE DUCT



Schlüter®-LIPROTEC-WSK

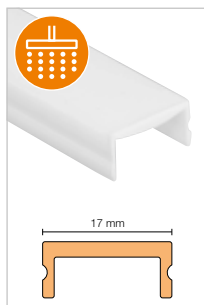
anodised aluminium

L (m)	Art. No.	€ / m	KV (Unit)
2.5	WS 20 K1 AAE	36.76	60



To achieve adhesive bonding between the smooth aluminium surface and the tile, the self-adhesive fleece Schlüter-DESIGNBASE-HVL 38/20M is fitted (see page 75).

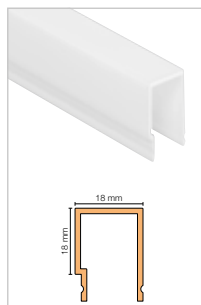
DIFFUSER LENS



Schlüter®-LIPROTEC-WSI

diffuser lens, indirect illumination

L (m)	Art. No.	€ / m	KV (Unit)
2.5	LT WS I 20	17.84	60



Schlüter®-LIPROTEC-WSD

diffuser lens, direct illumination

L (m)	Art. No.	€ / m	KV (Unit)
2.5	LT WS D 20	20.65	60

END CAP



Schlüter®-LIPROTEC-WS/EK

end cap anodised aluminium, indirect illumination

H (mm)	Art. No.	€ / U.	P (Unit)
17	EK / LT WS I AE 20	13.98	50



Schlüter®-LIPROTEC-WS/EK

end cap anodised aluminium, direct illumination

H (mm)	Art. No.	€ / U.	P (Unit)
35	EK / LT WS D AE 20	14.98	50

ACCESSORIES

From page 66, you can find compatible accessories for perfectly completing your Schlüter-LIPROTEC lighting, such as controllers, power supply units and installation material.



RGB+W CONTROLLABLE

WARM WHITE

NEUTRAL WHITE

LED STRIP



Schlüter®-LIPROTEC-ES

LED strips, RGB+W controllable, 24 V DC

L (cm)	Art. No.	€ / m	P (Unit)
50	LT ES 9/50	104.62	10
100	LT ES 9/100	96.67	10
150	LT ES 9/150	96.67	10
200	LT ES 9/200	90.97	10
250	LT ES 9	90.97	10
400	LT ES 9/400	88.56	10

Max. length in the LIPROTEC system: 12 m
Connection length: 3 m

LT ES 9

Dimensions (B x H)	15 x 5 mm
Rated output (W/m)	15
Number of LED (u./m)	192 (96 RGB + 96 W)
Colour temperature (Kelvin)	RGB+W (2700 K)
CRI	85

Can be shortened every 62.5 mm

Schlüter®-LIPROTEC-ES

LED strips, warm white, 24 V DC

L (cm)	Art. No.	€ / m	P (Unit)
50	LT ES 11/50	74.52	10
100	LT ES 11/100	65.88	10
150	LT ES 11/150	62.10	10
200	LT ES 11/200	56.70	10
250	LT ES 11	54.00	10
400	LT ES 11/400	50.76	10

Max. length in the LIPROTEC system: 24 m
Connection length: 3 m

LT ES 11

Dimensions (B x H)	12 x 5 mm
Rated output (W/m)	7.5
Number of LED (u./m)	140
Colour temperature (Kelvin)	3400 K
CRI	92

Can be shortened every 50 mm

Schlüter®-LIPROTEC-ES

LED strips, neutral white, 24 V DC

L (cm)	Art. No.	€ / m	P (Unit)
50	LT ES 21/50	74.52	10
100	LT ES 21/100	65.88	10
150	LT ES 21/150	62.10	10
200	LT ES 21/200	56.70	10
250	LT ES 21	54.00	10
400	LT ES 21/400	50.76	10

Max. length in the LIPROTEC system: 24 m
Connection length: 3 m

LT ES 21

Dimensions (B x H)	12 x 5 mm
Rated output (W/m)	7.5
Number of LED (u./m)	140
Colour temperature (Kelvin)	4900 K
CRI	92

Can be shortened every 50 mm

CONTROL



You can find the Bluetooth control on page 68.

You can find the radio control on page 70.





Schlüter®-LIPROTEC-WSQ

Accent lighting with integrated cover finish: Schlüter-LIPROTEC-WSQ combines atmospheric LED illumination for bathtubs, prewall installations and wall panels with an elegant cover finish in timeless QUADEC design. Different diffuser lenses for indirect or direct light make it possible to use the LIPROTEC-WSQ for individual light design.





For explanations of the symbols, refer to page 99.

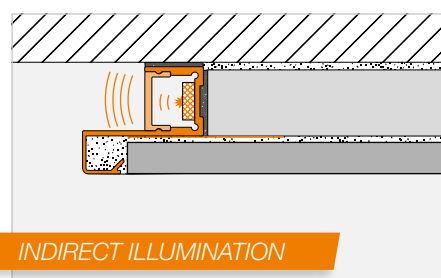
Building with light

Schlüter-LIPROTEC-WSQ is a high-quality carrier profile of anodised aluminium for illuminating raised wall panels with various Schlüter-LIPROTEC-ES LED strips integrated into the profile. Differing light effects are created in combination with two different diffuser lenses. The assembly can be used to create recessed direct or indirect lighting for on-wall structures. LIPROTEC-WSQ features a formed cover finish with timelessly modern Schlüter-QUADEC design. The profile design allows for the easy replacement of the utilised diffuser lenses and bulbs, even after installation.

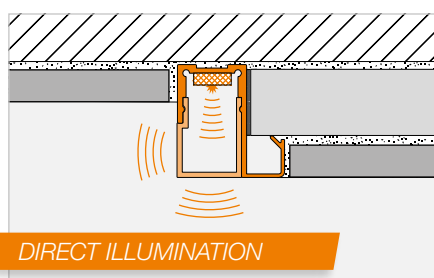
(Product data sheet 15.2)

Application areas:

- ✓ Elements
- ✓ Wall panels
- ✓ On-wall features
- ✓ Cove lighting
- ✓ Light strips



INDIRECT ILLUMINATION



DIRECT ILLUMINATION

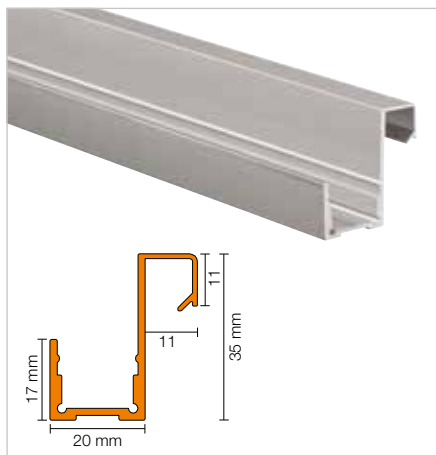
- 1 Schlüter-LIPROTEC-WSQ profile
- 2 LED strip
- 3 Diffuser lens (indirect illumination)
- 4 Diffuser lens (direct illumination)

Note: The diffuser lens for indirect lighting is only suitable for vertical installation in the shower. The diffuser lens for direct lighting is only suitable for installation outside of areas that are subjected to moisture.



Schlüter®-LIPROTEC-WSQ

PROFILE | WALL PANEL WITH QUADEC FINISHING PROFILE



Schlüter®-LIPROTEC-WSQ

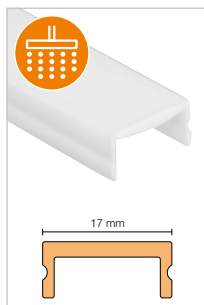
anodised aluminium, H = 11 mm

L (m)	Art. No.	€ / m	KV (Unit)
2.5	WS 20Q 110 AE	31.23	60



To achieve adhesive bonding between the smooth aluminium surface and the tile, the self-adhesive fleece Schlüter-DESIGNBASE-HVL 38/20M is fitted (see page 75).

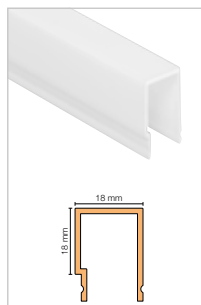
DIFFUSER LENS



Schlüter®-LIPROTEC-WSI

diffuser lens, indirect illumination

L (m)	Art. No.	€ / m	KV (Unit)
2.5	LT WS I 20	17.84	60



Schlüter®-LIPROTEC-WSD

diffuser lens, direct illumination

L (m)	Art. No.	€ / m	KV (Unit)
2.5	LT WS D 20	20.65	60

END CAP



Schlüter®-LIPROTEC-WS/EK

end cap anodised aluminium, indirect illumination

H (mm)	Art. No.	€ / U.	P (Unit)
17	EK / LT WS I AE 20	13.98	50



Schlüter®-LIPROTEC-WS/EK

end cap anodised aluminium, direct illumination

H (mm)	Art. No.	€ / U.	P (Unit)
35	EK / LT WS D AE 20	14.98	50

ACCESSORIES



From page 66, you can find compatible accessories for perfectly completing your Schlüter-LIPROTEC lighting, such as controllers, power supply units and installation material.

RGB+W CONTROLLABLE

WARM WHITE

NEUTRAL WHITE

LED STRIP



Schlüter®-LIPROTEC-ES

LED strips, RGB+W controllable, 24 V DC

L (cm)	Art. No.	€ / m	P (Unit)
50	LT ES 9/50	104.62	10
100	LT ES 9/100	96.67	10
150	LT ES 9/150	96.67	10
200	LT ES 9/200	90.97	10
250	LT ES 9	90.97	10
400	LT ES 9/400	88.56	10

Max. length in the LIPROTEC system: 12 m
Connection length: 3 m

LT ES 9

Dimensions (B x H)	15 x 5 mm
Rated output (W/m)	15
Number of LED (u./m)	192 (96 RGB + 96 W)
Colour temperature (Kelvin)	RGB+W (2700 K)
CRI	85

Can be shortened every 62.5 mm

Schlüter®-LIPROTEC-ES

LED strips, warm white, 24 V DC

L (cm)	Art. No.	€ / m	P (Unit)
50	LT ES 11/50	74.52	10
100	LT ES 11/100	65.88	10
150	LT ES 11/150	62.10	10
200	LT ES 11/200	56.70	10
250	LT ES 11	54.00	10
400	LT ES 11/400	50.76	10

Max. length in the LIPROTEC system: 24 m
Connection length: 3 m

LT ES 11

Dimensions (B x H)	12 x 5 mm
Rated output (W/m)	7.5
Number of LED (u./m)	140
Colour temperature (Kelvin)	3400 K
CRI	92

Can be shortened every 50 mm

Schlüter®-LIPROTEC-ES

LED strips, neutral white, 24 V DC

L (cm)	Art. No.	€ / m	P (Unit)
50	LT ES 21/50	74.52	10
100	LT ES 21/100	65.88	10
150	LT ES 21/150	62.10	10
200	LT ES 21/200	56.70	10
250	LT ES 21	54.00	10
400	LT ES 21/400	50.76	10

Max. length in the LIPROTEC system: 24 m
Connection length: 3 m

LT ES 21

Dimensions (B x H)	12 x 5 mm
Rated output (W/m)	7.5
Number of LED (u./m)	140
Colour temperature (Kelvin)	4900 K
CRI	92

Can be shortened every 50 mm

CONTROL



You can find the Bluetooth control on page 68.

You can find the radio control on page 70.





Schlüter®-LIPROTEC-PB

Schlüter-LIPROTEC-PB is our universal solution for illuminated step edges. From highlighting steps in a lobby to giving a reception desk a “floating” appearance, there are thousands of applications for the intelligent illumination technology of Schlüter-Systems. For step edges, combine LIPROTEC-PB with high-quality Schlüter-TREP profiles. For staircases, we recommend the new complete sets and combination sets on page 62.





For explanations of the symbols, refer to page 99.

Step-by-step illumination

Schlüter-LIPROTEC-PB is a high-quality edge profile of anodised aluminium with a visible area of 25 mm. It is designed for mounting Schlüter-LIPROTEC-ES LED strips and can be used with Schlüter-TREP stair nosing profiles to create appealing lighting along the edges of platforms. Differing light effects are created in combination with two different diffuser lenses. Edges can either be illuminated indirectly or directly by adding a 3 mm light strip. Another application area of LIPROTEC-PB is the direct or indirect illumination of work surface front edges. The profile design allows for the easy replacement of the utilised diffuser lenses and bulbs, including after installation.

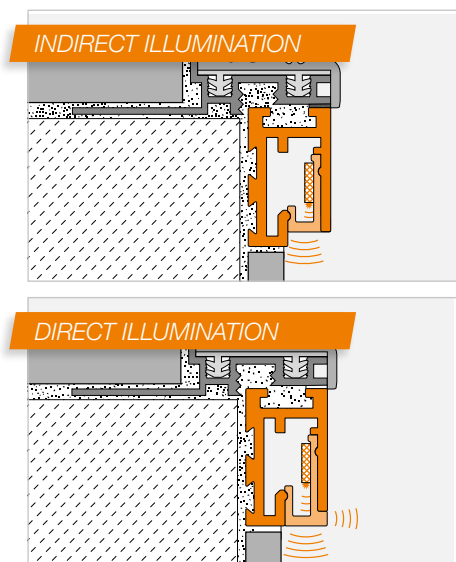
(Product data sheet 15.4)

Application areas:

✓ Platform step edges



- 1 Schlüter-LIPROTEC-PB profile
- 2 LED strip
- 3 Diffuser lens (indirect illumination)
- 4 Diffuser lens (direct illumination)





Schlüter®-LIPROTEC-PB

PROFILE | STAIR EDGE



Schlüter®-LIPROTEC-PB

anodised aluminium

L (m)	Art. No.	€ / m	KV (Unit)
1	LT PB 25 AE/100	26.16	60
1.5	LT PB 25 AE/150	26.16	60
2.5	LT PB 25 AE	26.16	60

Schlüter®-LIPROTEC-PB-AEEB

brushed stainless steel appearance,
anodised aluminium

L (m)	Art. No.	€ / m	KV (Unit)
1	LT PB 25 AEEB/100	30.82	60
1.5	LT PB 25 AEEB/150	30.82	60
2.5	LT PB 25 AEEB	30.82	60

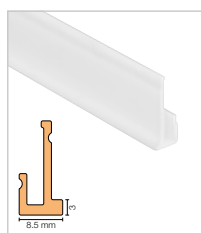
DIFFUSER LENS



Schlüter®-LIPROTEC-VBI

diffuser lens, indirect illumination

L (m)	Art. No.	€ / m	KV (Unit)
1	LT VB I/100	17.53	60
1.5	LT VB I/150	17.53	60
2.5	LT VB I	17.53	60



Schlüter®-LIPROTEC-PBD

diffuser lens, indirect + direct illumination

L (m)	Art. No.	€ / m	KV (Unit)
1	LT PB D/100	17.66	60
1.5	LT PB D/150	17.66	60
2.5	LT PB D	17.66	60

END CAP



Schlüter®-LIPROTEC-PB/EK

end cap,
anodised aluminium

Art. No.	€ / U.	P (Unit)
EK / LT PB AE	4.46	50



Schlüter®-LIPROTEC-PB-AEEB/EK

end cap,
brushed stainless steel effect anodised aluminium

Art. No.	€ / U.	P (Unit)
EK / LT PB AEEB	5.24	50

Note: Matching corner connectors can be found on page 58.

ACCESSORIES



From page 66, you can find compatible accessories for perfectly completing your Schlüter-LIPROTEC lighting, such as controllers, power supply units and installation material.

WARM WHITE

NEUTRAL WHITE

LED STRIP



IP65



IP65



Schlüter®-LIPROTEC-ES

LED strips, warm white, 24 V DC

L (cm)	Art. No.	€ / m	P (Unit)
50	LT ES 51/50	75.60	10
100	LT ES 51/100	66.96	10
150	LT ES 51/150	60.48	10
200	LT ES 51/200	57.24	10
250	LT ES 51	55.08	10
400	LT ES 51/400	50.76	10

Max. length in the LIPROTEC system: 24 m
Connection length: 3 m

LT ES 5 1

Dimensions (B x H)	8 x 2.5 mm
Rated output (W/m)	7.5
Number of LED (u./m)	140
Colour temperature (Kelvin)	3200 K
CRI	92

Can be shortened every 50 mm

Schlüter®-LIPROTEC-ES

LED strips, neutral white, 24 V DC

L (cm)	Art. No.	€ / m	P (Unit)
50	LT ES 61/50	75.60	10
100	LT ES 61/100	66.96	10
150	LT ES 61/150	60.48	10
200	LT ES 61/200	57.24	10
250	LT ES 61	55.08	10
400	LT ES 61/400	50.76	10

Max. length in the LIPROTEC system: 24 m
Connection length: 3 m

LT ES 6 1

Dimensions (B x H)	8 x 2.5 mm
Rated output (W/m)	7.5
Number of LED (u./m)	140
Colour temperature (Kelvin)	4900 K
CRI	92

Can be shortened every 50 mm

CONTROL



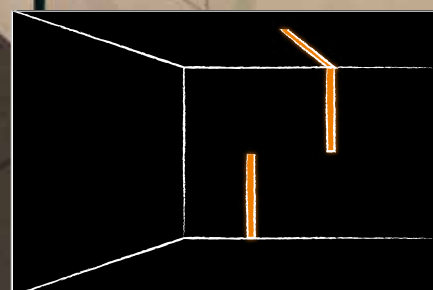
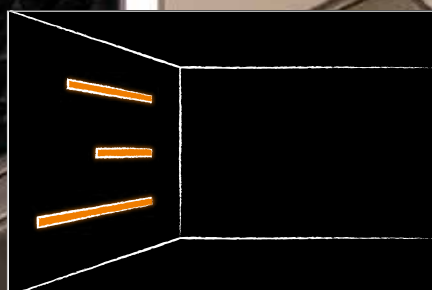
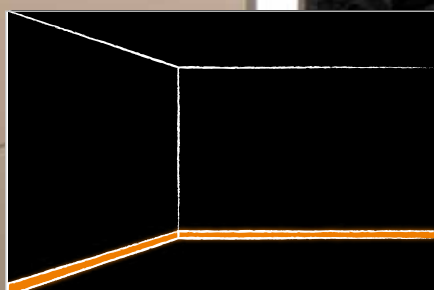
You can find the Bluetooth control on page 68.
You can find the radio control on page 70.





Schlüter®-DESIGNBASE-QD

Timeless QUADEC design combined with modern LED technology: With Schlüter-DESIGNBASE-QD, illuminated skirtings and borders can be installed with ease. Create illuminated finishes for worktops or wall structures made of stud frame constructions or Schlüter-KERDI-BOARD in next to no time.





For explanations of the symbols, refer to page 99.

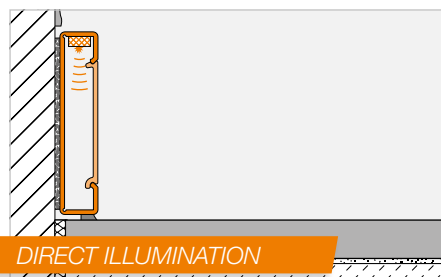
Defined by light

Schlüter-DESIGNBASE-QD is a high-quality profile of anodised aluminium for versatile applications. It is designed for mounting various Schlüter-LIPROTEC-ES LED strips as a skirting or border profile in wall areas. A 39 mm diffuser lens is then used between the approx. 10 mm wide visible areas of the profile to create direct illumination. Other decorative materials such as tiles or wooden elements can also be inserted in the open space. The profile design allows for the easy replacement of the utilised diffuser lenses and bulbs, even after installation.

(Product data sheet 16.1)

Application areas:

- ✓ Skirting
- ✓ Illuminated borders in wall coverings



- 1 Profile AE
- 2 Profile AEEB
- 3 LED strip
- 4 Diffuser lens (direct illumination)


Note: Only suitable for vertical installation in the shower.

For horizontal installation, we recommend our LED module LIPROTEC-LLPM on page 12.



Schlüter®-DESIGNBASE-QD

PROFILE | BASE/BORDER



Schlüter®-DESIGNBASE-QD

anodised aluminium

L (m)	Art. No.	€ / m	KV (Unit)
2.5	DB Q1 AE	29.96	60

Schlüter®-DESIGNBASE-QD-AEEB

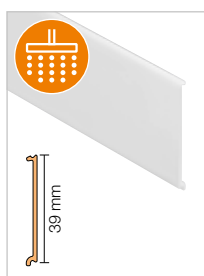
brushed stainless steel appearance,
anodised aluminium

L (m)	Art. No.	€ / m	KV (Unit)
2.5	DB Q1 AEEB	36.21	60

i

To achieve adhesive bonding between the smooth aluminium surface and the tile, the self-adhesive fleece Schlüter-DESIGNBASE-HVL 38/20M is fitted (see page 75).

DIFFUSER LENS



Schlüter®-DESIGNBASE-QDD

diffuser lens

H (mm)	L = 2.50 m Art. No.	€ / m	KV (Unit)
39	LT FSS 39	18.42	60

i

To prevent a disruption of the light effect, the Schlüter-LIPROTEC-RKB self-adhesive, reflective tape is placed over drill holes or cables (see page 75).

END CAP



Schlüter®-DESIGNBASE-QD/E

external corner,
anodised aluminium

Art. No.	€ / U.	P (Unit)
EV / DB Q1 AE	26.44	50



Schlüter®-DESIGNBASE-QD-AEEB/E

external corner,
brushed stainless steel effect anodised aluminium

Art. No.	€ / U.	P (Unit)
EV / DB Q1 AEEB	31.90	50

ACCESSORIES



From page 66, you can find compatible accessories for perfectly completing your Schlüter-LIPROTEC lighting, such as controllers, power supply units and installation material.

WARM WHITE

NEUTRAL WHITE

LED STRIP



IP67



IP67



Schlüter®-LIPROTEC-ES

LED strips, warm white, 24 V DC

L (cm)	Art. No.	€ / m	P (Unit)
50	LT ES 31/50	74.52	10
100	LT ES 31/100	65.88	10
150	LT ES 31/150	62.10	10
200	LT ES 31/200	56.70	10
250	LT ES 31	54.00	10
400	LT ES 31/400	50.76	10

Max. length in the LIPROTEC system: 24 m
Connection length: 3 m

LT ES 3 1

Dimensions (B x H)	7 x 5 mm
Rated output (W/m)	7.5
Number of LED (u./m)	140
Colour temperature (Kelvin)	3400 K
CRI	92

Can be shortened every 50 mm

Schlüter®-LIPROTEC-ES

LED strips, neutral white, 24 V DC

L (cm)	Art. No.	€ / m	P (Unit)
50	LT ES 41/50	74.52	10
100	LT ES 41/100	65.88	10
150	LT ES 41/150	62.10	10
200	LT ES 41/200	56.70	10
250	LT ES 41	54.00	10
400	LT ES 41/400	50.76	10

Max. length in the LIPROTEC system: 24 m
Connection length: 3 m

LT ES 4 1

Dimensions (B x H)	7 x 5 mm
Rated output (W/m)	7.5
Number of LED (u./m)	140
Colour temperature (Kelvin)	4900 K
CRI	92

Can be shortened every 50 mm

CONTROL



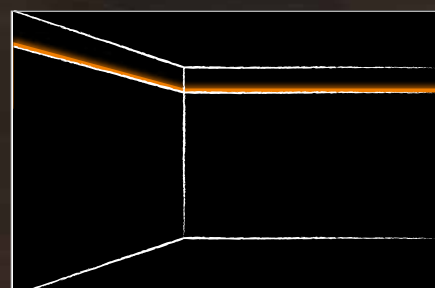

You can find the Bluetooth control on page 68.
You can find the radio control on page 70.





Schlüter®-LIPROTEC-VB

Schlüter-LIPROTEC-VB not only is an elegant aluminium finishing profile for tiling – it also allows for integration of decorative accents in the tiling: for example by lighting the ceiling indirectly or as an illuminated guiding strip on the skirting tiles. Four different heights are available. Thanks to the installation height of just 3.5 mm, the Sideview-LED strips specifically designed for Schlüter-Systems are suitable for particularly detailed arrangements and lighting effects.





For explanations of the symbols, refer to page 99.

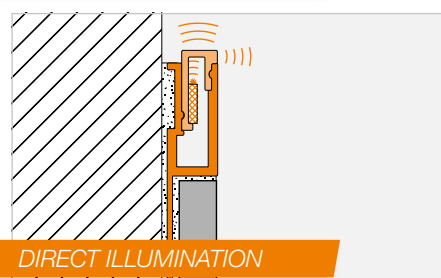
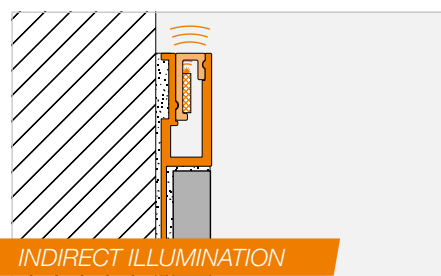
Light from within the tile!

Schlüter-LIPROTEC-VB is a high-quality tile finishing profile for wall areas, with a visible area of 25 mm. It is designed for mounting Schlüter-LIPROTEC-ES LED strips and can be used to create varying light effects in combination with two different diffuser lenses. Indirect light can either radiate from the profile edge to the ceiling via adjoining materials or along the skirting. Additionally, a 3 mm light strip can create direct light. The profile design allows for the easy replacement of the utilised diffuser lenses and bulbs, even after installation.

(Product data sheet 15.1)

Application areas:

- ✓ Wall coverings
- ✓ Skirting




- 1 Schlüter-LIPROTEC-VB profile
- 2 LED strip
- 3 Diffuser lens (indirect illumination)
- 4 Diffuser lens (direct illumination)



Schlüter®-LIPROTEC-VB

PROFILE | COVE LIGHTING



Schlüter®-LIPROTEC-VB

anodised aluminium


H (mm)	L = 2.50 m Art. No.	€ / m	KV (Unit)
8	LT VB 80 AE	22.89	60
10	LT VB 100 AE	23.72	60
11	LT VB 110 AE	24.36	60
12.5	LT VB 125 AE	25.27	60

Schlüter®-LIPROTEC-VB-AEEB

brushed stainless steel appearance,
anodised aluminium

H (mm)	L = 2.50 m Art. No.	€ / m	KV (Unit)
8	LT VB 80 AEEB	27.35	60
10	LT VB 100 AEEB	28.21	60
11	LT VB 110 AEEB	28.95	60
12.5	LT VB 125 AEEB	30.26	60

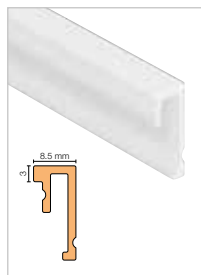
DIFFUSER LENS



Schlüter®-LIPROTEC-VBI

diffuser lens, indirect illumination

L (m)	Art. No.	€ / m	KV (Unit)
2.5	LT VB I	17.53	60



Schlüter®-LIPROTEC-VBD

diffuser lens, direct illumination

L (m)	Art. No.	€ / m	KV (Unit)
2.5	LT VB D	17.53	60

Note: The cable feed of the LED strip that radiates light sideways is always on one side only, at the right. The light shines upward.

ACCESSORIES



From page 66, you can find compatible accessories for perfectly completing your Schlüter-LIPROTEC lighting, such as controllers, power supply units and installation material.

WARM WHITE

NEUTRAL WHITE

LED STRIP



IP65



IP65



Schlüter®-LIPROTEC-ES

LED strips, warm white, 24 V DC

L (cm)	Art. No.	€ / m	P (Unit)
50	LT ES 51/50	75.60	10
100	LT ES 51/100	66.96	10
150	LT ES 51/150	60.48	10
200	LT ES 51/200	57.24	10
250	LT ES 51	55.08	10
400	LT ES 51/400	50.76	10

Max. length in the LIPROTEC system: 24 m
Connection length: 3 m

LT ES 5 1

Dimensions (B x H)	8 x 2.5 mm
Rated output (W/m)	7.5
Number of LED (u./m)	140
Colour temperature (Kelvin)	3200 K
CRI	92

Can be shortened every 50 mm

Schlüter®-LIPROTEC-ES

LED strips, neutral white, 24 V DC

L (cm)	Art. No.	€ / m	P (Unit)
50	LT ES 61/50	75.60	10
100	LT ES 61/100	66.96	10
150	LT ES 61/150	60.48	10
200	LT ES 61/200	57.24	10
250	LT ES 61	55.08	10
400	LT ES 61/400	50.76	10

Max. length in the LIPROTEC system: 24 m
Connection length: 3 m

LT ES 6 1

Dimensions (B x H)	8 x 2.5 mm
Rated output (W/m)	7.5
Number of LED (u./m)	140
Colour temperature (Kelvin)	4900 K
CRI	92

Can be shortened every 50 mm

CONTROL



You can find the Bluetooth control on page 68.
You can find the radio control on page 70.





Schlüter®-LIPROTEC-D

Schlüter-LIPROTEC-D provides accent lighting for design elements on the wall. Whether you want to highlight decorative elements, borders, pictures or mirrors, create a simple shadow joint, or set accents with indirect light – LIPROTEC-D offers solutions that are as individual and flexible as you are.

For a really simple solution, we've put together a frame set in dimensions of 118.5 x 93.5 cm with clean mitre cuts. The set includes a power supply unit, LED strips and mounting material. All you need is a suitable mirror or decorative element.





For explanations of the symbols, refer to page 99.


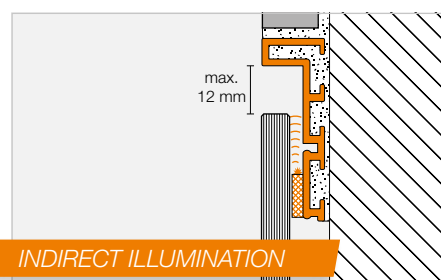
Properly framed!

Schlüter-LIPROTEC-D is a decorative carrier profile for wall areas of anodised aluminium with a visible area of 6 mm. It allows for the insertion of various decorative materials such as glass or mirrors to adjoin ceramic tile coverings. LIPROTEC-D can be used to mount Schlüter-LIPROTEC-ES LED strips for creating indirect light effects around a decorative element. The profile design allows for the easy replacement of the utilised diffuser lenses and bulbs, even after installation.

(Product data sheet 15.3)

Application areas:

- ✓ Mirror
- ✓ Decorative elements made from a wide range of materials

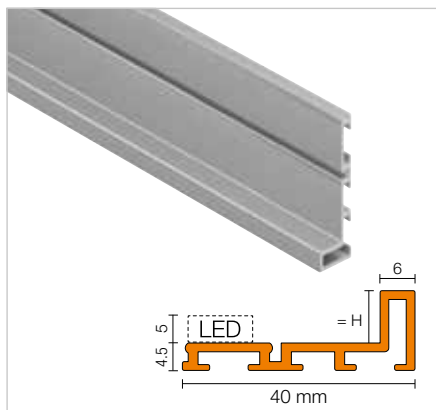


- 1 Schlüter-LIPROTEC-D profile
- 2 LED strip



Schlüter®-LIPROTEC-D

PROFILE | ATTACHMENT PROFILE FOR DECORATIVE MATERIALS



Schlüter®-LIPROTEC-D

anodised aluminium

H (mm)	L = 2.50 m Art. No.	€ / m	KV (Unit)
4.5	LT D 45 AE	24.90	60
7.5	LT D 75 AE	25.16	60
9	LT D 90 AE	27.28	60
16.5	LT D 165 AE	28.12	60

i

Selection of profile height:

5 mm must be added for the height of the LED strip LT ES 51 or LT ES 61. The profile LT D 45 AE with an intake height of 4.5 mm is recommended for the insertion of non-illuminated decorative materials.

CORNER CONNECTOR



Schlüter®-LIPROTEC-D/V

corner connector set, 4 pc.

Art. No.	€ / Set	P (Set)
V 90 / LT 10/4	12.06	50

i

2 x corner connectors are required for each frame corner.

ACCESSORIES



From page 66, you can find compatible accessories for perfectly completing your Schlüter-LIPROTEC lighting, such as controllers, power supply units and installation material.

WARM WHITE

NEUTRAL WHITE

LED STRIP



IP65



IP65



Schlüter®-LIPROTEC-ES

LED strips, warm white, 24 V DC

L (cm)	Art. No.	€ / m	P (Unit)
50	LT ES 51/50	75.60	10
100	LT ES 51/100	66.96	10
150	LT ES 51/150	60.48	10
200	LT ES 51/200	57.24	10
250	LT ES 51	55.08	10
400	LT ES 51/400	50.76	10

Max. length in the LIPROTEC system: 24 m
Connection length: 3 m

LT ES 5 1

Dimensions (B x H)	8 x 2.5 mm
Rated output (W/m)	7.5
Number of LED (u./m)	140
Colour temperature (Kelvin)	3200 K
CRI	92

Can be shortened every 50 mm

Schlüter®-LIPROTEC-ES

LED strips, neutral white, 24 V DC

L (cm)	Art. No.	€ / m	P (Unit)
50	LT ES 61/50	75.60	10
100	LT ES 61/100	66.96	10
150	LT ES 61/150	60.48	10
200	LT ES 61/200	57.24	10
250	LT ES 61	55.08	10
400	LT ES 61/400	50.76	10

Max. length in the LIPROTEC system: 24 m
Connection length: 3 m

LT ES 6 1

Dimensions (B x H)	8 x 2.5 mm
Rated output (W/m)	7.5
Number of LED (u./m)	140
Colour temperature (Kelvin)	4900 K
CRI	92

Can be shortened every 50 mm

CONTROL



You can find the Bluetooth control on page 68.
You can find the radio control on page 70.





Schlüter-LIPROTEC-WSK 700



Schlüter-LIPROTEC-WSK 1285

RGB+W CONTROLLABLE

PROFILE SET

**Schlüter®-LIPROTEC-WSK 2500**

profile set for backlit wall panel

L (m)	Art. No.	€ / Set	P (Set)
2.5	WS 20 K1 S2 AE	264.69	10



ACCESSORY SET

Schlüter®-LIPROTEC-WSK 700

accessory set with LED strips, RGB+W

Art. No.	€ / Set	P (Set)
WS 20 ZS2 LT ES9	810.63	10

Schlüter®-LIPROTEC-WSK 1285

accessory set with LED strips, RGB+W

Art. No.	€ / Set	P (Set)
WS 20 ZS3 LT ES9	922.43	10

CONTENTS

WSK 2500

- 2 x Schlüter-LIPROTEC-WSK profiles, length: 250 cm, with cutout for cable routing and integrated covered cable duct, incl. Schlüter-LIPROTEC-WSI diffuser lens

WSK 700

- 2 x Schlüter-LIPROTEC-ES LED strips, length: 250 cm, multi-colour + white light (RGB+W)
- 1 x set Schlüter-KERDI-BOARD, 19 mm, for end format: 250 cm x 70 cm, pre-assembled, with mounting slot for cable duct
- 1 x cable ducts with cover
- 1 x adhesive fleece Schlüter-DESIGNBASE-HVL, width: 7.5 cm, length: 800 cm
- 1 x Schlüter-KERDI-FIX, 290 ml grey
- 1 x power supply unit, 24 V, 100 W, input voltage 230 V, AC
- 1 x Schlüter-LIPROTEC-ZS 5A (connection set)
- 1 x empty tube, 200 cm, 20 mm diameter
- 1 x installation/mounting instruction

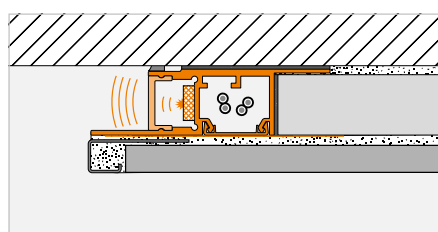
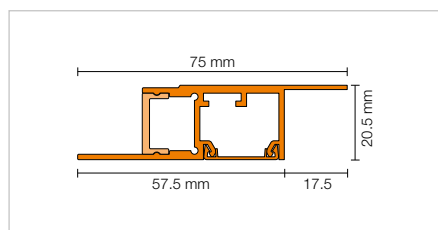
WSK 1285

- 2 x Schlüter-LIPROTEC-ES LED strips, length: 250 cm, multi-colour + white light (RGB+W)
- 1 x set Schlüter-KERDI-BOARD, 19 mm, for end format: 250 cm x 128.5 cm, pre-assembled, with mounting slot for cable duct
- 2 x cable ducts with cover
- 1 x adhesive fleece Schlüter-DESIGNBASE-HVL, width: 7.5 cm, length: 800 cm
- 1 x Schlüter-KERDI-FIX, 290 ml grey
- 1 x power supply unit, 24 V, 100 W, input voltage 230 V, AC
- 1 x Schlüter-LIPROTEC-ZS 5A (connection set)
- 1 x empty tube, 200 cm, 20 mm diameter
- 1 x installation/mounting instruction



WSK 700

WSK 1285



You can find the appropriate Bluetooth controller on page 68.




Staircase sets (PB)



Schlüter-LIPROTEC-PB stair sets put light where it is needed: in the middle of the stair step. The PB 15 complete sets for 15 steps have 60 cm wide LED modules pre-mounted in the middle. With their diffuser lenses, they provide indirect illumination with a discreet line of light. The combinations of aluminium carrier profile and diffuser lens are 100/150 cm long and can be shortened individually as required. The LED modules have a 4500 K neutral white colour temperature and are cabled by means of a simple coupling system; a 500 cm connection cable and power supply are included in the set.

If that isn't enough: the stair set can easily be expanded to 18 steps with only one supply line. To this end, use the Schlüter-LIPROTEC-PB 1 single-step sets.



Schlüter-LIPROTEC-PB 15

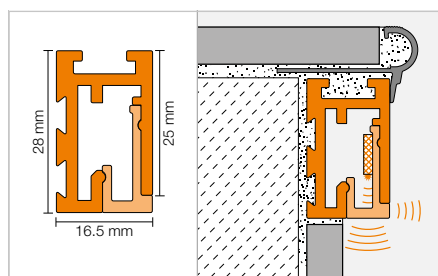


Schlüter-LIPROTEC-PB 1

NEUTRAL WHITE

Advantages:

- ✓ Pre-assembled ready for installation
- ✓ Cabling and power supply unit in a complete set
- ✓ Easy installation of the sets in tile adhesive



Note: Use only with indoor applications!

The set is designed for straight staircases. The appropriate stair profiles for the respective cover material has to be ordered separately.

For variable light controller, we recommend our radio control on page 70.

COMPLETE SET



Complete set LT PB 15

complete set for staircases, anodised aluminium

Art. No.	€ / Set	P (Set)
PB 15 S1 AE/100	2028.73	10
PB 15 S1 AE/150	2205.14	10

Complete set LT PB 15

complete set for staircases, brushed stainless steel effect anodised aluminium

Art. No.	€ / Set	P (Set)
PB 15 S1 AE/100	2117.39	10
PB 15 S1 AE/150	2341.79	10



Combination set LT PB 1

combination set for one step, anodised aluminium

Art. No.	€ / Set	P (Set)
PB S1 AE/100	159.35	10
PB S1 AE/150	171.12	10

Combination set LT PB 1

combination set for one step, brushed stainless steel effect anodised aluminium

Art. No.	€ / Set	P (Set)
PB S1 AE/100	166.86	10
PB S1 AE/150	179.51	10

CONTENTS

PB 15

- 15 x profiles LT PB, 100/150 cm each, incl. locking plate, cable feedthrough, 15 end caps
- 15 x LT PB D diffuser lenses, 100/150 cm each, incl. LED module, neutral white 4500 Kelvin, coupling system
- 14 x connection cables, 70 cm each, plug/plug system, 2 x 0.32 mm² (AWG22)
- 1 x supply cable 500 cm, single-sided plug system, 2 x 0.32 mm² (AWG22)
- 1 x power supply unit, 24 volts, 75 watts, input voltage 230 V, AC
- 1 x installation/mounting instruction

PB 1

- 1 x profile LT PB, 100/150 cm, incl. locking plate, cable feedthrough, end cap
- 1 x LT PB D diffuser lens, 100/150 cm, incl. LED module, neutral white 4500 Kelvin, coupling system
- 1 x connection cable 70 cm, plug/plug system, 2 x 0.32 mm² (AWG22)
- 1 x installation/mounting instruction

SUPPLY CABLE

Schlüter®-LIPROTEC-ZZK



Schlüter-LIPROTEC-ZZK is a supply cable (2 x 0.32 mm², AWG 22) with a length of 500 cm for connecting the Schlüter-LIPROTEC-PB staircase systems to the voltage supply.

Schlüter®-LIPROTEC-ZZK

supply cable

Art. No.	€ / U.	P (Unit)
LT ZZK 2A 5M	11.73	10



Decorative frame sets (D)



Schlüter-LIPROTEC-D 90 are sets for creating illuminated decorative frames. With these complete sets, mirrors or design elements such as printed glass or decor panels can be elegantly framed with indirect LED lighting. The carrier profiles have already been mitred and four matching Schlüter-LIPROTEC-ES-LED strips with a colour temperature of 3200 K (warm white) or 4900 K (neutral white) are included in the set, as well as the power supply unit and all material for assembly and wiring.

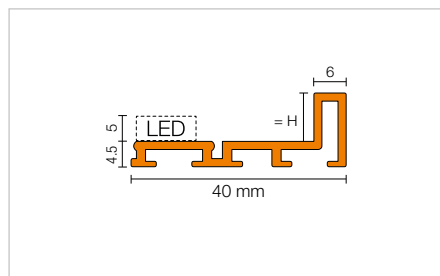
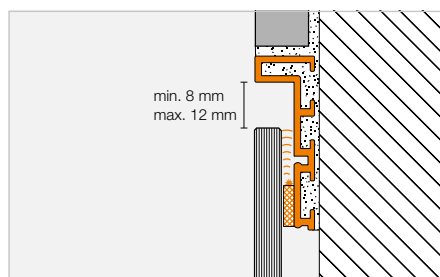


WARM WHITE

NEUTRAL WHITE

Advantages:

- ✓ Pre-assembled ready for installation
- ✓ Complete cabling in the set
- ✓ Set includes suitable power supply unit
- ✓ Easy installation of the sets in tile adhesive



Note: For fastening the decorative element (e.g. mirror), the instructions in the manuals have to be followed.

For variable light control, we recommend our Bluetooth controller on page 69 or our radio control on page 70.

COMPLETE SET



Complete set LT D 90 S1

complete frame set, warm white, 3200 K

H (mm)	Art. No.	€ / Set	P (Set)
9	LT D90 S1 AE	680.36	10

Complete set LT D 90 S2

complete frame set, neutral white, 4900 K

H (mm)	Art. No.	€ / Set	P (Set)
9	LT D90 S2 AE	680.36	10

CONTENTS

D 90 S1

- 1 x Schlüter-LIPROTEC-D 90 profile frame, 118.5 cm x 93.5 cm incl. mitre cuts and milled edges for decorative material support incl. Schlüter-LIPROTEC-D/V corner connectors
- 2 x LED strips, Schlüter-LIPROTEC-ES, length: 110 cm, warm white 3200 Kelvin
- 2 x LED strips, Schlüter-LIPROTEC-ES, length: 85 cm, warm white 3200 Kelvin
- 1 x set of decorative material supports, above/below (4 units)
- 1 x set of mirror plates, above/below (4 units)
- 1 x Schlüter-LIPROTEC-ZS connection set
- 1 x empty tube, 200 cm, 20 mm diameter
- 1 x power supply unit, 24 V, 50 W, input voltage 230 V, AC
- 1 x installation/mounting instruction
- 1 x installation tool/mounting aid

D 90 S2

- 1 x Schlüter-LIPROTEC-D 90 profile frame, 118.5 cm x 93.5 cm incl. mitre cuts and milled edges for decorative material support incl. Schlüter-LIPROTEC-D/V corner connectors
- 2 x LED strips, Schlüter-LIPROTEC-ES, length: 110 cm, neutral white 4900 Kelvin
- 2 x LED strips, Schlüter-LIPROTEC-ES, length: 85 cm, neutral white 4900 Kelvin
- 1 x set of decorative material supports, above/below (4 units)
- 1 x set of mirror plates, above/below (4 units)
- 1 x Schlüter-LIPROTEC-ZS connection set
- 1 x empty tube, 200 cm, 20 mm diameter
- 1 x power supply unit, 24 V, 50 W, input voltage 230 V, AC
- 1 x installation/mounting instruction
- 1 x installation tool/mounting aid

i

Dimensions of decorative element (e.g. mirror):

115.3 cm x 90.3 cm (illuminated gap: 10 mm)

Weight of decorative element: max. 16 kg



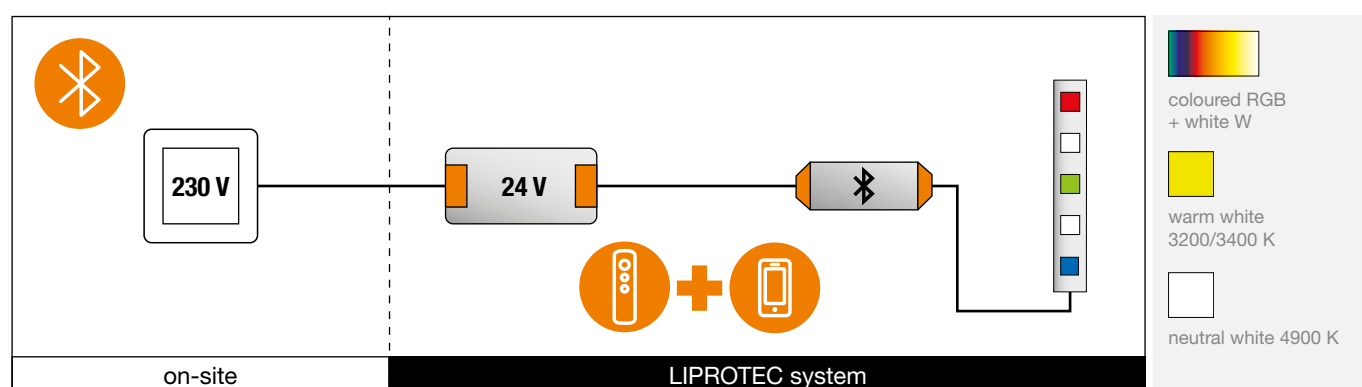
Controlling Schlüter-LIPROTEC is as individual as you and your customers. We have the right solution for every level of sophistication: from simple single-channel switches to a combination of radio remote control and Bluetooth control per smartphone. If you want, you can also simply control your LIPROTEC accent lighting with an existing light switch. Anything but complicated! Control Schlüter-LIPROTEC the way you want:

- ✓ On / off with light switch already available in the building
- ✓ On / off / dimming with our radio switches
- ✓ On / off / dimming per app and remote control
- ✓ On / off / dimming and colour control per app and remote control

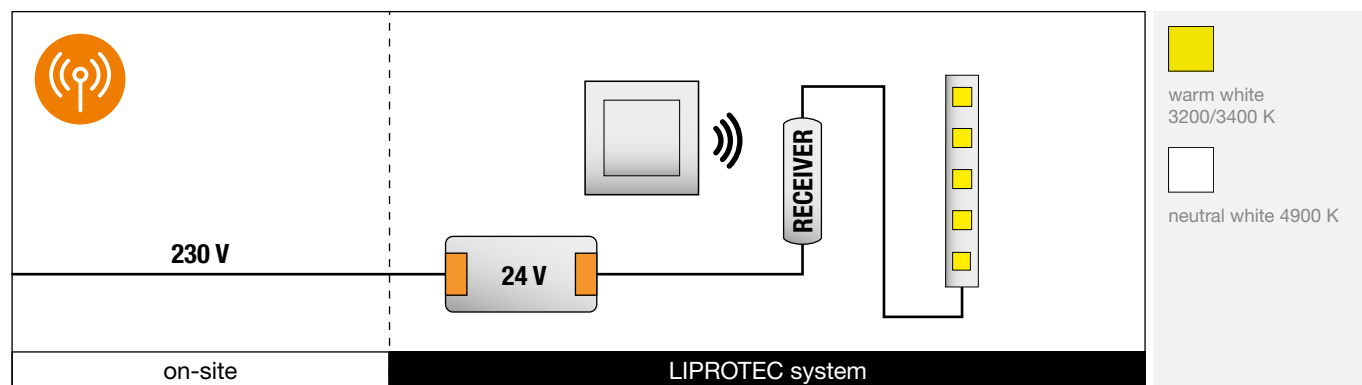
Control of Schlüter®-LIPROTEC LED installations

Schlüter-LIPROTEC is a system for individual solutions. You also have full freedom of choice for controlling the LEDs. You can choose between various concepts depending on the desired light type and installation size. You can use innovative and economic Bluetooth control, radio control with a transmitter and receiver, or control larger installations centrally using master/slave technology. Align yourself with our schematic diagrams and let us guide you to the suitable technology.

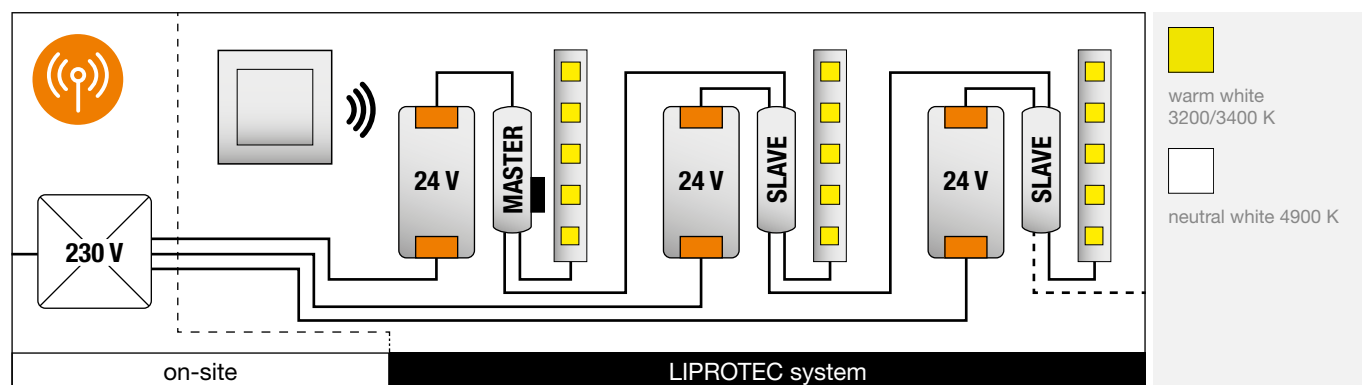
Bluetooth control (smartphone/tablet with free app)Page 69



Radio control (transmitter and receiver)Page 70



Radio control for objects (transmitter and master/slave receiver)Page 72





Schlüter®-LIPROTEC Bluetooth control

Schlüter-LIPROTEC-EBR are Bluetooth receivers for installations with innovative illuminated profile technology. The Schlüter-LIPROTEC-EBR 1/-EBR 4 receivers are controlled either with a remote control contained in the scope of supply or with mobile end devices such as smartphones and tablets. An attractive wall holder accommodates the remote control using a magnet fixing system. An app for control can be downloaded for free via Google Play (Android™) or the Apple App Store (iOS).



www.schlueter-systems.com/app/



CONTROL FOR COLOURED LED

Schlüter®-LIPROTEC-EBR 4

Schlüter-LIPROTEC-EBR 4 is a Bluetooth/radio receiver for controlling up to 12 m of LED strip from the LT ES 9 series using the included radio remote control or via suitable Bluetooth-capable smartphones or tablets. The receiver is operated via Bluetooth by means of the Schlüter-LED-Colour-Control app, which is downloadable for free for both Android and iOS devices. Up to two end devices can be simultaneously coupled with the receiver.

More than 16 million colours and white tones with variable colour temperatures can be set with the RGB+W LED strips LT ES. It is possible to store a preselection of white and coloured hues as favourites in the app. 42 different colour sequences are preprogrammed and can be played at variable speeds. The very compact dimensions of the Bluetooth receiver enable space-saving installation.

We recommend using a standard light switch to optimise operating convenience.

Schlüter®-LIPROTEC-EBR 4

control for coloured LED

Art. No.	€ / U.	P (Unit)
LT EBR 4	170.56	10



coloured RGB + white W

Contents

- Bluetooth receiver 24 V
- Radio remote control with battery
- Wall holder for remote control
- 5 x connection terminals, 3-core

Technical data for Bluetooth receiver
(for use with LT ES 9 RGB+W LED strips)

Max. range	10 m
Input voltage	24 V, DC
Max. total load in the LIPROTEC system	180 W
Max. length LED strips	12 m
Degree of protection	IP63
Ambient temperature	-20 °C to +50 °C



Wireless



App

CONTROL FOR WHITE LED

Schlüter®-LIPROTEC-EBR 1

Schlüter-LIPROTEC-EBR 1 is a Bluetooth/radio receiver for controlling up to 24 m of white LED strip from the LT ES 11 – LT ES 61 series using the included radio remote control or via suitable Bluetooth-capable smartphones or tablets. The receiver is operated via Bluetooth by means of the Schlüter LED Colour Control app, which is downloadable for free for both Android and iOS devices. The various intensities (dimmed/luminous) can be saved as favourites in the app software and controlled via a mobile end device and the included remote control.

Up to two end devices can be simultaneously coupled with the receiver. The very compact dimensions of the receiver enable space-saving installation.

We recommend using a standard light switch to optimise operating convenience.

Schlüter®-LIPROTEC-EBR 1

control for white LED

Art. No.	€ / U.	P (Unit)
LT EBR 1	164.88	10

neutral white
4900 Kwarm white
3200/3400 K**Contents**

- Bluetooth receiver 24 V
- Radio remote control with battery
- Wall holder for remote control
- 2 x connection terminals, 3-core

Technical data for Bluetooth receiver
(for use with LT ES 11 to LT ES 61 LED strips)

Max. range	10 m
Input voltage	24 V, DC
Max. total load in the LIPROTEC system	180 W
Max. length LED strips	24 m
Degree of protection	IP63
Ambient temperature	-20 °C to +50 °C



Wireless




App



Everything under control: Systematic LED control

We offer the highest quality system components for light control to help you make the most of the Schlüter illuminated profile technology options available. These range from reliable power supply units to intelligent receivers and elegant switches that transmit their commands wirelessly to the illumination components. As an additional benefit, wireless control technology significantly reduces the expenditure of installation and wiring.



1 Schlüter®-LIPROTEC-EKE – Power supply units

Power supply units convert the mains voltage to the 24 V required by our LED strips. They are easy to install and available in different wattages from 30 to 200 W for LED strips up to 24 linear metres.

2 Schlüter®-LIPROTEC-ER – Receivers

Receivers transpose the wireless signals from the switch (transmitter) into commands for the LED strips. They are available in the following versions:

- LT ER 1 (on, off, dim) for simultaneous control of white LED strips with fixed colour temperature.

3 Schlüter®-LIPROTEC-E – Switches (transmitters)

With the switches, the user can control the illuminated profile technology. The wireless control makes installation very easy. All switches (transmitters) are available in two different frame designs. You can choose between genuine glass, back-coated in brilliant white or brushed stainless steel (V4A).

The switches (transmitters) are available in the following versions:

- Single channel (on, off, dim) for controlling white LED strips with fixed colour temperature together with receiver LT ER 1.
- Dual channel (on, off, dim) for simultaneous control of two LT ER 1 receivers with white LED strips and fixed colour temperature.

POWER SUPPLY

Schlüter®-LIPROTEC-EKE

Schlüter®-LIPROTEC-EKE

power supply 24 V DC

Watt	Max. Watt*	Art. No.	€ / U.	P (Unit)
30	27	LT EKE 24V 30W	60.48	10
50	45	LT EKE 24V 50W	78.84	10
75	67.5	LT EKE 24V 75W	105.84	10
100	90	LT EKE 24V 100W	154.44	10
150	135	LT EKE 24V 150W	174.96	10
200	180	LT EKE 24V 200W	203.04	10

Ambient temperature: -20 °C to +50 °C,
input voltage: 230 V, AC

* A safety reserve has to be taken into account when selecting the power supply unit
(see maximum load of the corresponding power supply unit).



	LT EKE 24V 30W	LT EKE 24V 50W	LT EKE 24V 75W	LT EKE 24V 100W	LT EKE 24V 150W	LT EKE 24V 200W
B x H x T (mm)	156 x 50 x 17	160 x 58 x 18	160 x 58 x 18	164 x 57 x 17	177 x 57 x 18	195 x 67 x 31

Length of supply line: 1.8 m

RADIO CONTROL FOR WHITE LED

Schlüter®-LIPROTEC-ER

Schlüter®-LIPROTEC-ER

radio control for white LED
with connection cable, 24 V

Art. No.	€ / U.	P (Unit)
LT ER 1	288.13	10

Receivers transpose the wireless signals from
the switch (transmitter) into commands for the
LED strips and enable continuous dimming.



For controlling the LED strips LT ES 11 to LT ES 61.

RADIO TRANSMITTER

Schlüter®-LIPROTEC-E

Radio transmitters are used to control the illuminated profile technology by the user. The wireless control makes installation very easy. All switches (transmitters) are available in two different frame designs. You can choose between genuine glass, back-coated in brilliant white or brushed stainless steel (V4A). The transmitter can be attached to suitable substrates with the supplied double-sided adhesive tape, an installation box is not required.

Schlüter®-LIPROTEC-E

radio transmitter for white LED,
genuine glass, brilliant white


Number of buttons	Art. No.	€ / U.	P (Unit)
1	LT E1 KS BW	158.78	10
2	LT E2 KS BW	170.53	10



Schlüter®-LIPROTEC-E

radio transmitter for white LED,
brushed stainless steel

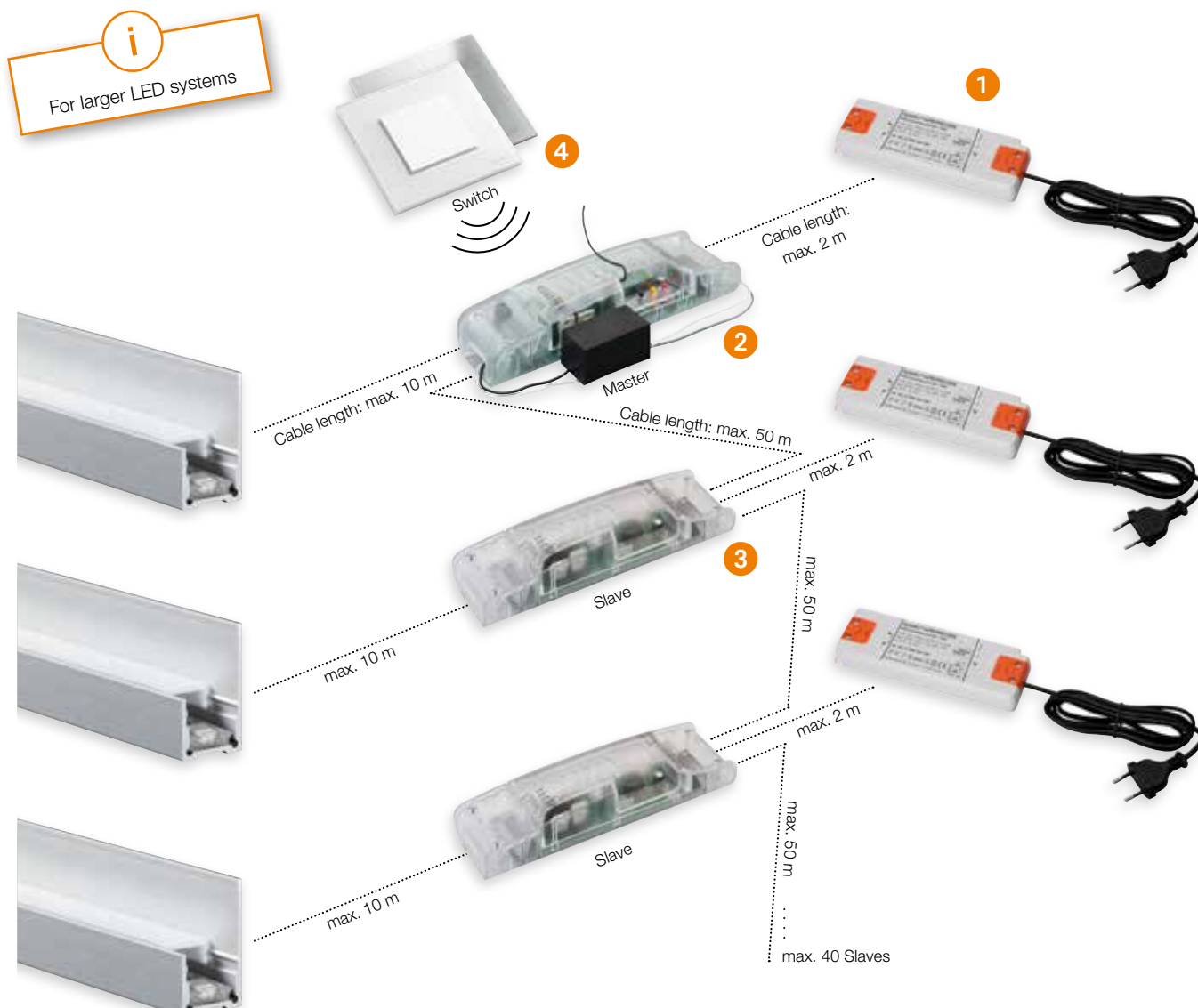
Number of buttons	Art. No.	€ / U.	P (Unit)
1	LT E1 KS EB	152.90	10
2	LT E2 KS EB	155.23	10





Central control with master/slave technology

In addition to reliable radio control, you can now also control larger illuminated profile technology installations via master/slave technology. The range of components includes reliable power supply units, intelligent master/slave receivers and elegant switches that transmit commands wirelessly to the light installation. Only the connections between power supply units and receivers as well as interconnection between receivers (master/slave and slave/slave) is implemented with cables. As a result, 24 V LED strips can be installed to a length of 984 m, and controlled via a single, central radio transmitter.



MASTER RECEIVER FOR WHITE LED

Schlüter®-LIPROTEC-ERM



For controlling the LED strips LT ES 11 to LT ES 61.

Schlüter-LIPROTEC-ERM is a master receiver for the central control of large Schlüter-LIPROTEC light installations in accordance with the master/slave principle. The receiver forwards commands received from the radio transmitter to up to 40 slave receivers via a 2-core AWG 16 cable.

Schlüter®-LIPROTEC-ERM

LED master receiver, 24 V

Art. No.	€ / U.	P (Unit)
LT ERM 1	325.76	10

The principle: master/slave

The master/slave system enables the simultaneous control of several interconnected receivers over long distances (maximum of 200 m). For this purpose, a master receiver is connected via a 2-core AWG 16 cable with up to 40 slave receivers. The master receiver is taught-in together with the switch (transmitter), and slave receiver functionality follows the master receiver. This enables large installations with slave receivers far apart from each other to be centrally controlled with only one transmitter.

1 Schlüter®-LIPROTEC-EKE – Power supply units

The power supply units convert the mains voltage to 24 V, as required for the LED strips. The units are easy to install and available in various wattages from 30 to 200 W.

2 Schlüter®-LIPROTEC-ERM – Master receivers

Receivers transpose the wireless signals from the switch into commands for the LED strips. It is the first component in a light system.

- LT ERM 1 (on-off-dimming) for controlling white LED strips with permanent colour temperature (LT ES 11 – LT ES 61).

3 Schlüter®-LIPROTEC-ERS – Slave receivers

The slave receivers convert signals received from the master into commands for the LED strips. They are components installed downstream from the master and are interconnected in sequence. Slave receivers can only be controlled by the appropriate master receiver.

- LT ERS 1/3 (on-off-dimming) for the simultaneous control of white LED strips (LT ES 11 – LT ES 61).

The control line between master and slaves is a 2 x 1.31 mm² low voltage cable (AWG16).

4 Schlüter®-LIPROTEC-E – Switches (transmitters)

With the switches, the user can control the illuminated profile technology. The wireless control makes installation very easy. All switches (transmitters) are available in two different frame designs. You can choose between genuine glass, back-coated in brilliant white or brushed stainless steel (V4A).

The switches (transmitters) are available in the following versions:

- Single channel (on-off-dimming) for controlling white LED strips with fixed colour temperature together with LT ERM 1 master receiver.
- Dual channel (on-off-dimming) for simultaneous control of two LT ERM 1 master receivers with white LED strips and fixed colour temperature.

Technical data for the master/slave system

(specifications with 24 V LED strips from the LT ES 11 – LT ES 61 range)

Radio frequency	868.3 MHz
Input voltage	24 V, DC
Max. total load in the LIPROTEC system	180 W
Degree of protection	IP20
Ambient temperature	-20 °C to +50 °C

Max. possible length of LED strips in master/slave system

LED strips LT ES 11 – LT ES 61	984 m
--------------------------------	-------

See page 71 for transmitters.

SLAVE RECEIVER FOR WHITE LED

Schlüter®-LIPROTEC-ERS



For controlling the LED strips LT ES 11 to LT ES 61.

Schlüter-LIPROTEC-ERS is a slave receiver for the central control of large Schlüter-LIPROTEC light installations in accordance with the master/slave principle. Up to 40 slave receivers can be controlled by a master receiver via a 2-core AWG 16 cable.

Schlüter®-LIPROTEC-ERS

LED slave receiver, 24 V

Art. No.	€ / U.	P (Unit)
LT ERS 1/3	285.04	10



Installation material

We also offer a complete range of accessories for the wiring installation of the Schlüter-LIPROTEC system. Schlüter-KERDI-BOARD installation modules with pre-cut cable ducts are an ideal practical solution. The two-part cable duct Schlüter-LIPROTEC-ZKK can be mounted in them by simply placing the cables inside from the front. There is no need to thread any wires through conduits. The closed cable duct can then be sealed with the Schlüter-KERDI-KEBA jointing band and Schlüter-KERDI-COLL-L sealing adhesive.

LOW-VOLTAGE CABLE

Schlüter®-LIPROTEC-ZK

Schlüter-LIPROTEC-ZK are colour-coded low-voltage cables for connecting Schlüter-LIPROTEC LED strips to a suitable power supply unit and/or receiver.



2-core

5-core

Schlüter®-LIPROTEC-ZK

low-voltage cable 2 x 1.31 mm² (AWG 16)

L (m)	Art. No.	€ / U.	P (Unit)
25	LT ZK 2A 10 25M	59.40	10

Cable for LED strips LT ES 11 – LT ES 61 and for connecting power supply and receiver.

Schlüter®-LIPROTEC-ZK

low-voltage cable 5 x 1.31 mm² (AWG 16)

L (m)	Art. No.	€ / U.	P (Unit)
25	LT ZK 5A 10 25M	130.77	10

Cable for LED strips LT ES 9.

LOW-VOLTAGE CABLE SET | WAGO CLAMP

Schlüter®-LIPROTEC-ZS

Schlüter-LIPROTEC-ZS are connecting sets for connecting Schlüter-LIPROTEC installations to a suitable power supply unit and/or receiver.



2-core

5-core

Schlüter®-LIPROTEC-ZS

connection set, 2-core

Art. No.	€ / Set	P (Set)
LT ZS 2A	37.93	10

Connection set for LED strip LT ES 11 – LT ES 61, and for power supply unit and receiver connection.

Contents

- 1 x cable 800 cm, 2 x 1.31 mm² (AWG16)
- 1 x hollow wall junction box with lid
- 1 x concealed junction box with lid
- 2 x Wago terminals, 32 A, 5-core

Schlüter®-LIPROTEC-ZS

connection set, 5-core

Art. No.	€ / Set	P (Set)
LT ZS 5A	60.26	10

Connection set for LED strip LT ES 9.

Contents

- 1 x cable 800 cm, 5 x 1.31 mm² (AWG16)
- 1 x hollow wall junction box with lid
- 1 x concealed junction box with lid
- 5 x Wago terminals, 32 A, 3-core

Schlüter®-LIPROTEC-ZKL

Schlüter®-LIPROTEC-ZKL

Wago terminals

Cores	Package (Units)	Art. No.	€ / Package	P (Package)
3	50	LT ZKL 1 3A	43.74	10
5	25	LT ZKL 1 5A	35.64	10



EMPTY TUBE | CABLE DUCT

Schlüter®-LIPROTEC-ZLR

Schlüter®-LIPROTEC-ZLR

empty tube, 20 mm diameter

L (m)	Art. No.	€ / U.	P (Unit)
50	LT ZLR 20 50M	89.16	10

Schlüter®-LIPROTEC-ZKK

Schlüter®-LIPROTEC-ZKK

cable duct, white

L (m)	Art. No.	€ / U.	P (Unit)
2.5	LT ZKK 2010	4.16	10



JUNCTION BOX

Schlüter®-LIPROTEC-Z

Schlüter®-LIPROTEC-Z

wall junction box with lid, set = 5 units

H (mm)	Ø mm	Art. No.	€ / Set	P (Set)
47	68	LT Z 5HD 47	16.65	10

Schlüter®-LIPROTEC-Z

wall junction box with lid, set = 5 units

H (mm)	Ø mm	Art. No.	€ / Set	P (Set)
47	68	LT Z 5HDD 47	77.88	10



Schlüter®-LIPROTEC-Z

concealed junction box with lid, set = 5 units

H (mm)	Ø mm	Art. No.	€ / Set	P (Set)
46	65	LT Z 5UD 46	12.48	10

Schlüter®-LIPROTEC-Z

concealed junction box with cover, set = 5 units

L x B x H (mm)	Art. No.	€ / Set	P (Set)
87 x 87 x 60	LT Z 5UK 60	44.60	10

ASSEMBLY MODULE FOR CABLE DUCT


Schlüter®-KERDI-BOARD-K

Schlüter-KERDI-BOARD-K are installation modules with pre-cut grooves for accommodating Schlüter-LIPROTEC cable ducts. The groove is designed to also accommodate a 19 mm Schlüter-KERDI-BOARD or the Schlüter-LIPROTEC-LL carrier profile. (Product data sheet 12.1)

Schlüter®-KERDI-BOARD-K

installation module with cable groove, 15 x 250 cm

H (mm)	Art. No.	€ / U.	PL (Unit)
19	KB 19 150 2500 K1	17.16	10
28	KB 28 150 2500 K1	20.38	10



BONDING FLEECE | REFLECTOR TAPE

Schlüter®-DESIGNBASE-HVL Schlüter®-LIPROTEC-RKB

Schlüter®-DESIGNBASE-HVL

self-adhesive bonding fleece

B (mm)	L = 20 m Art. No.	€ / U.	P (Unit)
38	HVL 38 / 20M	29.96	10
75	HVL 75 / 20M	60.35	10

Schlüter®-LIPROTEC-RKB

self-adhesive reflector tape

B (mm)	L = 50 m Art. No.	€ / U.	P (Unit)
38	LT Z RKB 38 50M	5.95	10



TOOL

Schlüter®-PROCUT-PSF

Schlüter®-PROCUT-PSF

profile cutter, joint spacer

Art. No.	€ / U.	P (Unit)
PSF	64.80	10


Schlüter-PROCUT-PSF is a special cutting tool for precisely cutting LED tubes to size. To ensure that the LED strip retains IP-compliant tightness when it is shortened, it has to be cut at a 45° angle and sealed with the end caps and sealing adhesive included in the set.





PLAN

Good planning is the prerequisite for a project's success. The PLAN section contains all the information needed to plan your LIPROTEC projects and ensure their success – from detailed dimensions of the profile to the photometric data of our LED light strips.



FOR YOUR LIGHT PLANNING
Light data for LIPROTEC-EASY now available
on www.lumsearch.com – Keyword: "Fliese"

LUMsearch

DIALux



LED NICHE SETS

Page

NLT / NLT-BR – Niche with LED lighting coloured + white	SET	78
---	-----	----

LED MODULES

LLP – LED module, coloured Linear light	MODULE	78
LLPM – LED module, coloured + white Linear light with anchoring leg	MODULE	80
LLPE – LED module, coloured Linear light Wall corner	MODULE	80

LED NICHE SETS AND LED MODULES

LIPROTEC-EASY clamping diagrams		94
---------------------------------	--	----

LED PROFILES

LL – Linear light, coloured + white		82
LLE – Linear light, coloured + white Corner		82
WS – Wall panel lighting, coloured + white		84
WSK – Wall panel lighting with cable duct, coloured + white	SET	84/90
WSQ – Wall panel lighting with QUADDEC finishing profile, coloured + white		86
PB – Stair edge lighting, white	SET	86/92
DESIGNBASE-QD – Landing/border profile, white		88
VB – Cove lighting, white		88
D – Carrier profile for mirror, white	SET	90/92

i
The EEC column under “Photometric data” contains information on the new energy efficiency classes valid for our products from 2021.

KEY

Explanations of properties / areas of application		99
---	--	----









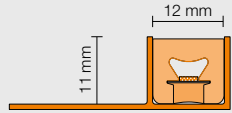
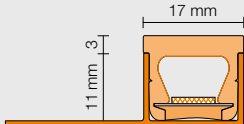
FIND OUT MORE AT:

WWW.LIPROTEC.CO.UK



Schlüter®-KERDI-BOARD-NLT/-NLT-BR








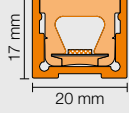
Schlüter-KERDI-BOARD-NLT/-NLT-BR are prefabricated niche sets made of KERDI-BOARD with plug-and-play LIPROTEC-LED technology. They are used to create illuminated niches and storage surfaces for wall areas. These niches can be integrated into the Schlüter-KERDI waterproofing system as a bonded waterproofing assembly. The niches are available in different dimensions and lighting options. The rectangular niches are available with illumination either on the long or the narrow side. The LED module can either be positioned at the front edge, in the centre or at the rear of the wall that is to be tiled. The niches are available both with or without Bluetooth control. We recommend using a standard switch for convenience. (Product data sheet 12.2)

NICHES	APPLICATION AREA	PROPERTIES	DIMENSIONS			
B x H x T (mm)			VERSION	LED LENGTHS (mm)	LIGHT COLOUR	
305 x 305 x 89	 	   	WARM WHITE/ NEUTRAL WHITE 	300	warm white	
305 x 508 x 89					neutral white	
305 x 711 x 89					RGB+W	
508 x 305 x 89			RGB+W 	505	warm white	
					neutral white	
					RGB+W	
711 x 305 x 89				705	warm white	
					neutral white	
					RGB+W	

Schlüter®-LIPROTEC-LLP

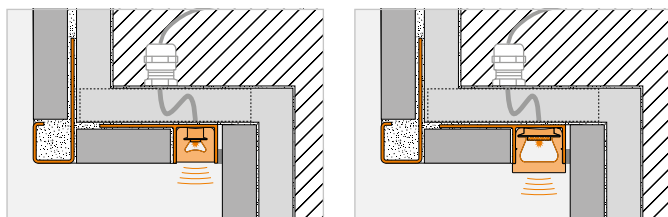
Schlüter-LIPROTEC-LLP are LED modules consisting of a fully encased LED strip with homogenous light dispersion and a U-shaped carrier profile made of aluminium. With the LED modules, coloured RGB+W light strips with more than 16 million different hues and colour temperatures of 2500 K – 6500 K can be created. The carrier profile with an installation height of 17 mm makes flush installation possible.

(Product data sheet 15.8)

PROFILES / TYPE OF LIGHT	APPLICATION AREA	PROPERTIES	DIMENSIONS OF LED MODULE	
	ALUMINIUM		WIDTH / HEIGHT (mm)	LENGTH (cm)
	  	  		50
				100
				200
				250

Exact lengths: 50.5 cm, 100.2 cm, 200 cm and 250 cm

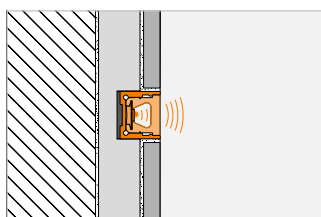
Length of supply line: 12 cm with plug connector



PHOTOMETRIC DATA									
RATED OUTPUT (W/Unit)	NUMBER OF LEDS (LEDs/m)	CRI	COLOUR TEMPERATURE (Kelvin)	LIGHT CURRENT (lm)	EEC	kWh / 1000h	DEGREE OF PROTECTION	LIGHT DIRECTIONS	
1.60	280	92	3000	80	E	2	IP67	WARM WHITE/ NEUTRAL WHITE	
1.60	280	92	4900	84	E	2			
4.40	112	90	2700	156	F	2		RGB+W	
2.60	280	92	3000	133	E	3			
2.60	280	92	4900	141	E	3			
7.30	112	90	2700	262	F	3			
3.50	280	92	3000	187	E	4			
3.50	280	92	4900	197	E	4			
10.10	112	90	2700	364	F	3			

The specified light current refers to the entire light-emitting surface of the LED tube and may be reduced in the installed state, depending on the profile material and geometry.

In the case of RGB+W LEDs, light current, energy efficiency class and weighted consumption refer to white light only.



DIALux LUMsearch

PHOTOMETRIC DATA									
RATED OUTPUT (W/m)	NUMBER OF LEDS (LEDs/m)	CRI	COLOUR TEMPERATURE (Kelvin)	LIGHT CURRENT (lm/m)	EEC	kWh / 1000h	DEGREE OF PROTECTION	LIGHT DIRECTIONS	
15	112	90	2700	323	F	3	IP67		
				323	F	5			
				323	F	9			
				323	F	11			

Note: LED strips can be shortened every 62.5 mm.

Max. length of aligned LED modules in the LIPROTEC-EASY system: 6 m















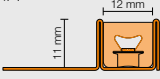















The specified energy efficiency classes refer to the light-emitting surface of the LED tube. This surface is determined by the profile geometry.

In the case of RGB+W LEDs, light current, energy efficiency class and weighted consumption refer to white light only.



Schlüter®-LIPROTEC-LLPM

Schlüter-LIPROTEC-LLPM are plug-and-play LED modules consisting of a fully encased LED strip with homogenous light dispersion and a carrier profile made of aluminium or brushed stainless steel V4A with trapezoid perforated anchoring leg. The LED modules are available either with a fixed white-light colour temperature of 3000 K or 4900 K, or with a RGB+W colour range. The latter makes it possible to choose from more than 16 million hues and colour temperatures from 2500 K – 6500 K. The white LED module is available with an installation height of 11 mm, which means it can be installed flush with the tile thickness. (*Product data sheet 15.8*)








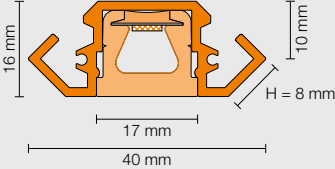
PROFILES / TYPE OF LIGHT	APPLICATION AREA		PROPERTIES	DIMENSIONS OF LED MODULE	
	ALUMINIUM	V4A		WIDTH / HEIGHT (mm)	LENGTH (cm)
 WARM WHITE/ NEUTRAL WHITE	   	   	   	ALUMINIUM 	50
					100
				V4A 	200
					250
 RGB+W	   	   	   	ALUMINIUM 	50
					100
				V4A 	200
					250

Exact lengths: 50.5 cm, 100.2 cm, 200 cm and 250 cm

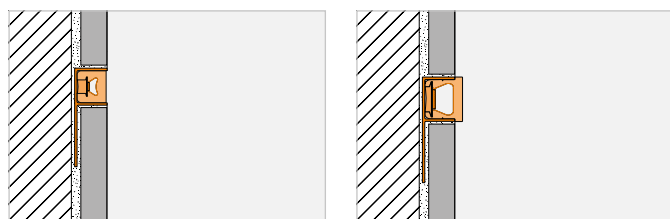
Length of supply line: 12 cm with plug connector

Schlüter®-LIPROTEC-LLPE


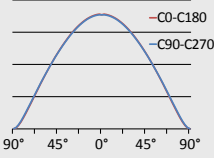

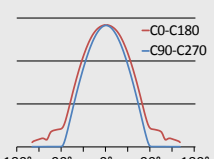
Schlüter-LIPROTEC-LLPE are LED modules consisting of a fully encased LED strip with homogenous light dispersion and a carrier profile made of anodised aluminium. The LED module with RGB+W coloured light range makes it possible to choose from more than 16 million different hues and colour temperatures from 2500 K – 6500 K. With the LED module, accent lighting can be created at wall corners. It is suitable for use in internal and external corners in the shower, preferably positioned vertically. (*Product data sheet 15.8*)

PROFILES / TYPE OF LIGHT	APPLICATION AREA	PROPERTIES	DIMENSIONS OF LED MODULE	
	ALUMINIUM		WIDTH / HEIGHT (mm)	LENGTH (cm)
 RGB+W	  	  		250

Length of supply line: 12 cm with plug connector



DIALux LUMsearch

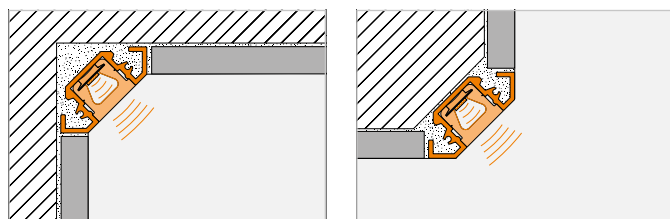
PHOTOMETRIC DATA									
	RATED OUTPUT (W/m)	NUMBER OF LEDs (LEDs/m)	CRI	COLOUR TEMPERATURE (Kelvin)	LIGHT CURRENT (lm/m)	EEC	kWh / 1000h	DEGREE OF PROTECTION	LIGHT DIRECTIONS
	5	280	92	3000 / 4900	242 / 274	E / E	3 / 3	IP67	 
					242 / 274	E / E	6 / 6		
					242 / 274	E / E	10 / 11		
					242 / 274	E / E	13 / 13		
	15	112	90	2700	375	F	3	IP67	 
					375	F	5		
					375	F	9		
					375	F	11		

Note: LED strips can be shortened every 25 mm (warm white/neutral white) or 62.5 mm (RGB+W).


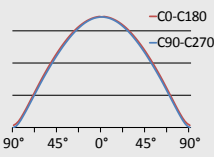
Max. length of aligned LED modules in the LIPROTEC-EASY System: RGB+W = 6 m, white = 18 m

The specified light current refers to the entire light-emitting surface of the LED tube and may be reduced in the installed state, depending on the profile material and geometry.

In the case of RGB+W LEDs, light current, energy efficiency class and weighted consumption refer to white light only.



DIALux LUMsearch

PHOTOMETRIC DATA									
	RATED OUTPUT (W/m)	NUMBER OF LEDs (LEDs/m)	CRI	COLOUR TEMPERATURE (Kelvin)	LIGHT CURRENT (lm/m)	EEC	kWh / 1000h	DEGREE OF PROTECTION	LIGHT DIRECTIONS
	15	112	90	2700	323	F	11	IP67	 

Note: LED strips can be shortened every 62.5 mm.

Max. length of aligned LED modules in the LIPROTEC-EASY system: 6 m

The specified energy efficiency classes refer to the light-emitting surface of the LED tube. This surface is determined by the profile geometry.






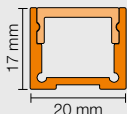


In the case of RGB+W LEDs, light current, energy efficiency class and weighted consumption refer to white light only.



Schlüter®-LIPROTEC-LL

Schlüter-LIPROTEC-LL is a high-quality, anodised aluminium carrier profile for creating accent lighting in wall coverings and ceilings. The illumination is provided by Schlüter-LIPROTEC-ES LED strips laid into the U-shaped profile, in combination with the corresponding diffuser lens. Various direct or indirect light effects are created according to the positioning of the profile.






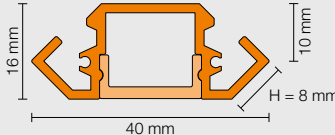
(Product data sheet 15.5)

PROFILES / TYPE OF LIGHT	APPLICATION AREA	PROPERTIES	PROFILE DIMENSIONS		DIMENSIONS LED STRIPS	
	ALUMINIUM		WIDTH / HEIGHT (mm)	LENGTH (m)	LENGTH (cm)	
WARM WHITE/ NEUTRAL WHITE	<div></div> <div>Vertical installation only</div> <div></div> <div></div>	<div></div> <div></div>	<div></div>	2.5	50	
					100	
					150	
					200	
					250	
400						
50						
100						
150						
200						
250						
400						
RGB+W						
						
						

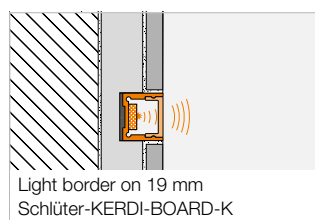
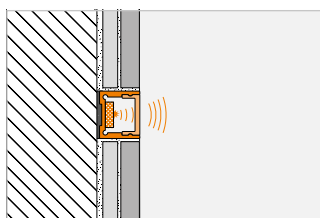
Supply line: 3 m. The 400 cm LED strips are equipped with two supply lines each. The photometric data describes the LED strips only. The optical efficiency is influenced by the properties of the diffuser lens.

Schlüter®-LIPROTEC-LLE

Schlüter-LIPROTEC-LLE is a high-quality carrier profile made of anodised or white coated aluminium for mounting the Schlüter-LIPROTEC-ES LED strips. The profile is designed to create accent lighting in wall corners. It is suitable for use in internal and external corners in horizontal or vertical alignment. With the use of the respective pre-fabricated parts, it can also be installed continuously around corners. The profile can either be simply attached to any suitable substrate with a clip system or is embedded in the tile adhesive. For lighting, the selected LIPROTEC-ES LED strip is adhered within the profile and covered with the corresponding diffuser lens. (Product data sheet 15.7)

PROFILES / TYPE OF LIGHT	APPLICATION AREA	PROPERTIES	PROFILE DIMENSIONS		DIMENSIONS LED STRIPS	
	ALUMINIUM		WIDTH / HEIGHT (mm)	LENGTH (m)	LENGTH (cm)	
WARM WHITE/ NEUTRAL WHITE	<div></div> <div>Vertical installation only</div> <div></div> <div></div>	<div></div> <div></div>		2.5	50	
					100	
					150	
					200	
					250	
400						
RGB+W					50	
					100	
					150	
					200	
					250	
					400	

Supply line: 3 m. The 400 cm LED strips are equipped with two supply lines each. The photometric data describes the LED strips only. The optical efficiency is influenced by the properties of the diffuser lens.



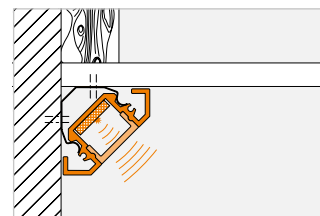
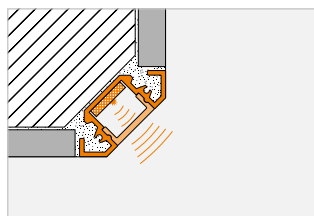
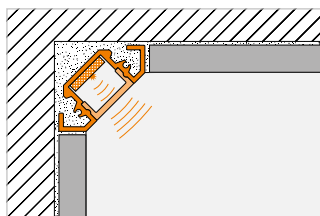
PHOTOMETRIC DATA

RATED OUTPUT (W/m)	NUMBER OF LEDs (LEDs/m)	CRI	COLOUR TEMPERATURE (Kelvin)	LIGHT CURRENT (lm/m)	EEC	kWh / 1000h	DEGREE OF PROTECTION	LIGHT DIRECTIONS	
7.5	140	92	3400 / 4900	708 / 700	F / F	4 / 4	IP67		
				730 / 752	E / F	8 / 8			
				746 / 721	E / E	11 / 11			
				719 / 756	E / E	14 / 15			
				771 / 741	E / E	18 / 17			
				666 / 633	E / F	26 / 26			
15.0	192 (96 RGB + 96 W)	85	2700	387	G	4			
				393	G	7			
				403	G	8			
				406	G	12			
				405	G	15			
				375	G	24			

Note: LED strips can be shortened every 50 mm (warm white/neutral white) or 62.5 mm (RGB+W).

The specified energy efficiency classes exclusively refer to the LED strip.

In the case of RGB+W LEDs, light current, energy efficiency class and weighted consumption refer to white light only.



PHOTOMETRIC DATA

RATED OUTPUT (W/m)	NUMBER OF LEDs (LEDs/m)	CRI	COLOUR TEMPERATURE (Kelvin)	LIGHT CURRENT (lm/m)	EEC	kWh / 1000h	DEGREE OF PROTECTION	LIGHT DIRECTIONS	
7.5	140	92	3400 / 4900	708 / 700	F / F	4 / 4	IP67		
				730 / 752	E / F	8 / 8			
				746 / 721	E / E	11 / 11			
				719 / 756	E / E	14 / 15			
				771 / 741	E / E	18 / 17			
				666 / 633	E / F	26 / 26			
15.0	192 (96 RGB + 96 W)	85	2700	387	G	4			
				393	G	7			
				403	G	8			
				406	G	12			
				405	G	15			
				375	G	24			

Note: LED strips can be shortened every 50 mm (warm white/neutral white) or 62.5 mm (RGB+W).







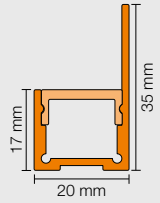

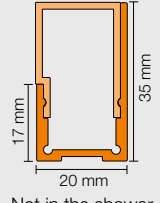
The specified energy efficiency classes exclusively refer to the LED strip.

In the case of RGB+W LEDs, light current, energy efficiency class and weighted consumption refer to white light only.



Schlüter®-LIPROTEC-WS







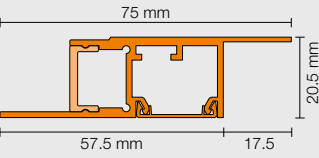

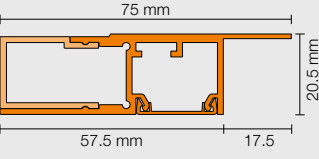
Schlüter-LIPROTEC-WS is a high-quality carrier profile of anodised aluminium for illuminating protruding wall panels with various Schlüter-LIPROTEC-ES LED strips integrated into the profile. Differing light effects are created in combination with two different diffuser lenses. The assembly can be used to create recessed direct or indirect lighting for on-wall structures. The profile design allows for the easy replacement of the utilised diffuser lenses and bulbs, including after installation. (Product data sheet 15.2)

PROFILES / TYPE OF LIGHT	APPLICATION AREA	PROPERTIES	PROFILE DIMENSIONS		DIMENSIONS LED STRIPS	
	ALUMINIUM		WIDTH / HEIGHT (mm)	LENGTH (m)	LENGTH (cm)	
WARM WHITE/ NEUTRAL WHITE	 Vertical installation only  	 	INDIRECT	1	50	
					100	
					150	
					200	
RGB+W			DIRECT	1.5	250	
					400	
					50	
					100	
				2.5	150	
					200	
					250	
					400	

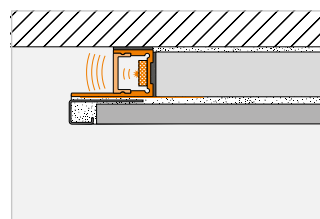
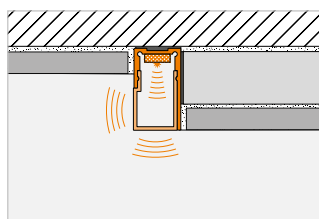
Supply line: 3 m. The 400 cm LED strips are equipped with two supply lines each. The photometric data describes the LED strips only. The optical efficiency is influenced by the properties of the diffuser lens.

Schlüter®-LIPROTEC-WSK

Schlüter-LIPROTEC-WSK is a high-quality, anodised aluminium carrier profile for illuminating protruding wall panels with various Schlüter-LIPROTEC-ES LED strips laid into the profile. Differing light effects are created in combination with two different diffuser lenses. Recessed, indirect or narrow illumination for wall protrusions are created in this way. An integrated cable duct with milling grooves for cable installation and a support bracket for Schlüter-KERDI-BOARD (19 mm) aid the installation process. (Product data sheet 15.2)

PROFILES / TYPE OF LIGHT	APPLICATION AREA	PROPERTIES	PROFILE DIMENSIONS		DIMENSIONS LED STRIPS	
	ALUMINIUM		WIDTH / HEIGHT (mm)	LENGTH (m)	LENGTH (cm)	
WARM WHITE/ NEUTRAL WHITE	 Vertical installation only  	 	INDIRECT	2.5	50	
					100	
					150	
					200	
					250	
					400	
RGB+W			DIRECT		50	
					100	
					150	
					200	
					250	
					400	

Supply line: 3 m. The 400 cm LED strips are equipped with two supply lines each. The photometric data describes the LED strips only. The optical efficiency is influenced by the properties of the diffuser lens.



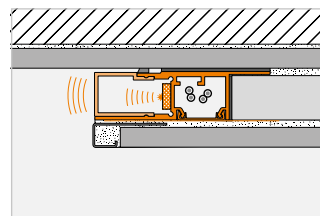
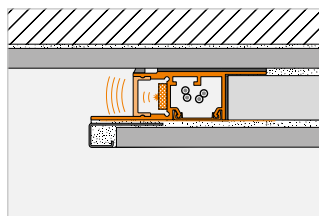
PHOTOMETRIC DATA

RATED OUTPUT (W/m)	NUMBER OF LEDs (LEDs/m)	CRI	COLOUR TEMPERATURE (Kelvin)	LIGHT CURRENT (lm/m)	EEC	kWh / 1000h	DEGREE OF PROTECTION	LIGHT DIRECTIONS
7.5	140	92	3400 / 4900	708 / 700	F / F	4 / 4	IP67	INDIRECT
				730 / 752	E / F	8 / 8		
				746 / 721	E / E	11 / 11		
				719 / 756	E / E	14 / 15		
				771 / 741	E / E	18 / 17		
				666 / 633	E / F	26 / 26		
15	192 (96 RGB + 96 W)	85	2700	387	G	4		DIRECT
				393	G	7		
				403	G	8		
				406	G	12		
				405	G	15		
				375	G	24		

Note: LED strips can be shortened every 50 mm (warm white/neutral white) or 62.5 mm (RGB+W).

The specified energy efficiency classes exclusively refer to the LED strip.

In the case of RGB+W LEDs, light current, energy efficiency class and weighted consumption refer to white light only.



PHOTOMETRIC DATA

RATED OUTPUT (W/m)	NUMBER OF LEDs (LEDs/m)	CRI	COLOUR TEMPERATURE (Kelvin)	LIGHT CURRENT (lm/m)	EEC	kWh / 1000h	DEGREE OF PROTECTION	LIGHT DIRECTIONS
7.5	140	92	3400 / 4900	708 / 700	F / F	4 / 4	IP67	INDIRECT
				730 / 752	E / F	8 / 8		
				746 / 721	E / E	11 / 11		
				719 / 756	E / E	14 / 15		
				771 / 741	E / E	18 / 17		
				666 / 633	E / F	26 / 26		
15	192 (96 RGB + 96 W)	85	2700	387	G	4		DIRECT
				393	G	7		
				403	G	8		
				406	G	12		
				405	G	15		
				375	G	24		

Note: LED strips can be shortened every 50 mm (warm white/neutral white) or 62.5 mm (RGB+W).




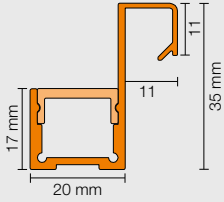


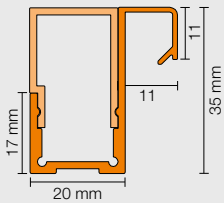
The specified energy efficiency classes exclusively refer to the LED strip.

In the case of RGB+W LEDs, light current, energy efficiency class and weighted consumption refer to white light only.



Schlüter®-LIPROTEC-WSQ




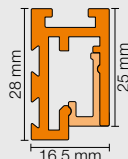
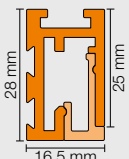
Schlüter-LIPROTEC-WSQ is a high-quality carrier profile of anodised aluminium for illuminating raised wall panels with various Schlüter-LIPROTEC-ES LED strips integrated into the profile. Differing light effects are created in combination with two different diffuser lenses. The assembly can be used to create recessed direct or indirect lighting for on-wall structures. LIPROTEC-WSQ features a formed cover finish with timelessly modern Schlüter-QUADEC design. The profile design allows for the easy replacement of the utilised diffuser lenses and bulbs, even after installation. (*Product data sheet 15.2*)

PROFILES / TYPE OF LIGHT	APPLICATION AREA	PROPERTIES	PROFILE DIMENSIONS		DIMENSIONS LED STRIPS	
	ALUMINIUM		WIDTH / HEIGHT (mm)	LENGTH (m)	LENGTH (cm)	
WARM WHITE / NEUTRAL WHITE	 Vertical installation only	 IP67	INDIRECT	2.5	50	
					100	
					150	
					200	
					250	
					400	
RGB+W	 Not in the shower		DIRECT		50	
					100	
					150	
					200	
					250	
					400	

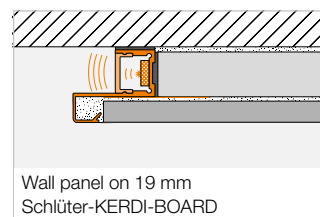
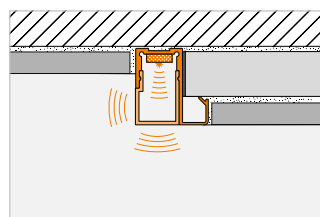
Supply line: 3 m. The 400 cm LED strips are equipped with two supply lines each. The photometric data describes the LED strips only. The optical efficiency is influenced by the properties of the diffuser lens.

Schlüter®-LIPROTEC-PB

Schlüter-LIPROTEC-PB is a high-quality edge profile of anodised aluminium with a visible area of 25 mm. It is designed for mounting Schlüter-LIPROTEC-ES LED strips and can be used with Schlüter-TREP stair nosing profiles to create appealing lighting along the edges of platforms. Differing light effects are created in combination with two different diffuser lenses. Edges can either be illuminated indirectly or directly by adding a 3 mm light strip. Another application area of LIPROTEC-PB is the direct or indirect illumination of work surface front edges. The profile design allows for the easy replacement of the utilised diffuser lenses and bulbs, including after installation. (*Product data sheet 15.4*)

PROFILES / TYPE OF LIGHT	APPLICATION AREA	PROPERTIES	PROFILE DIMENSIONS		DIMENSIONS LED STRIPS	
	ALUMINIUM		WIDTH / HEIGHT (mm)	LENGTH (m)	LENGTH (cm)	
WARM WHITE / NEUTRAL WHITE		 IP65	INDIRECT	1	50	
					100	
			DIRECT	1.5	150	
					200	
				2.5	250	
					400	

Supply line: 3 m. The 400 cm LED strips are equipped with two supply lines each. The photometric data describes the LED strips only. The optical efficiency is influenced by the properties of the diffuser lens.

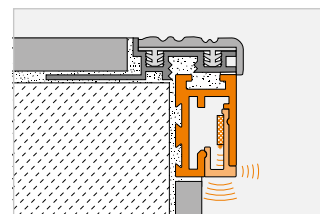
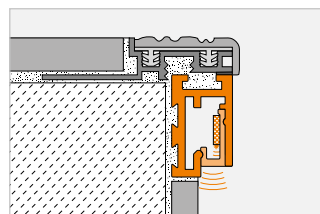


PHOTOMETRIC DATA									
RATED OUTPUT (W/m)	NUMBER OF LEDS (LEDs/m)	CRI	COLOUR TEMPERATURE (Kelvin)	LIGHT CURRENT (lm/m)	EEC	kWh / 1000h	DEGREE OF PROTECTION	LIGHT DIRECTIONS	
7.5	140	92	3400 / 4900	708 / 700	F / F	4 / 4	IP67	INDIRECT	
				730 / 752	E / F	8 / 8			
				746 / 721	E / E	11 / 11			
				719 / 756	E / E	14 / 15			
				771 / 741	E / E	18 / 17			
				666 / 633	E / F	26 / 26			
15	192 (96 RGB + 96 W)	85	2700	387	G	4		DIRECT	
				393	G	7			
				403	G	8			
				406	G	12			
				405	G	15			
				375	G	24			

Note: LED strips can be shortened every 50 mm (warm white/neutral white) or 62.5 mm (RGB+W).

The specified energy efficiency classes exclusively refer to the LED strip.

In the case of RGB+W LEDs, light current, energy efficiency class and weighted consumption refer to white light only.



PHOTOMETRIC DATA									
RATED OUTPUT (W/m)	NUMBER OF LEDS (LEDs/m)	CRI	COLOUR TEMPERATURE (Kelvin)	LIGHT CURRENT (lm/m)	EEC	kWh / 1000h	DEGREE OF PROTECTION	LIGHT DIRECTIONS	
7.5	140	92	3200 / 4900	610 / 650	F / F	4 / 4	IP65	INDIRECT	
				614 / 621	F / F	8 / 8			
				603 / 636	F / F	11 / 11			
				621 / 637	F / F	15 / 15			
				566 / 630	F / F	18 / 18			
				541 / 587	F / F	26 / 27			

Note: LED strips can be shortened every 50 mm (warm white/neutral white).








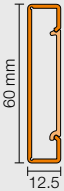
The specified energy efficiency classes exclusively refer to the LED strip.



Schlüter®-DESIGNBASE-QD

Schlüter-DESIGNBASE-QD is a high-quality profile of anodised aluminium for versatile applications. It is designed for mounting various Schlüter-LIPROTEC-ES LED strips as a skirting or border profile in wall areas. A 39 mm diffuser lens is then used between the approx. 10 mm wide visible areas of the profile to create direct illumination. Other decorative materials such as tiles or wooden elements can also be inserted in the open space. The profile design allows for the easy replacement of the utilised diffuser lenses and bulbs, even after installation.

(Product data sheet 16.1)




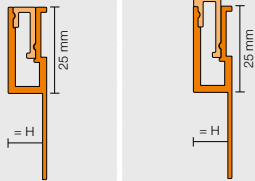

PROFILES / TYPE OF LIGHT	APPLICATION AREA	PROPERTIES	PROFILE DIMENSIONS		DIMENSIONS LED STRIPS	
	ALUMINIUM		WIDTH / HEIGHT (mm)	LENGTH (m)	LENGTH (cm)	
WARM WHITE / NEUTRAL WHITE 	 Vertical installation only  	 IP67  		2.5	50	
					100	
					150	
					200	
					250	
					400	

Supply line: 3 m. The 400 cm LED strips are equipped with two supply lines each. The photometric data describes the LED strips only. The optical efficiency is influenced by the properties of the diffuser lens.

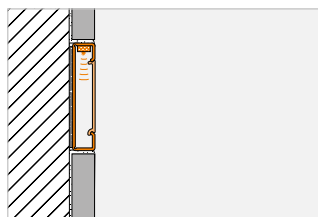
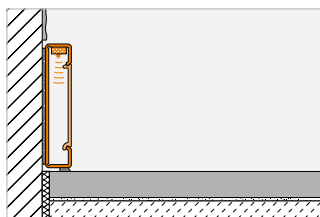
Schlüter®-LIPROTEC-VB

Schlüter-LIPROTEC-VB is a high-quality tile finishing profile for wall areas, with a visible area of 25 mm. It is designed for mounting Schlüter-LIPROTEC-ES LED strips and can be used to create varying light effects in combination with two different diffuser lenses. Indirect light can either radiate from the profile edge to the ceiling via adjoining materials or along the skirting. Additionally, a 3 mm light strip can create direct light. The profile design allows for the easy replacement of the utilised diffuser lenses and bulbs, even after installation.

(Product data sheet 15.1)

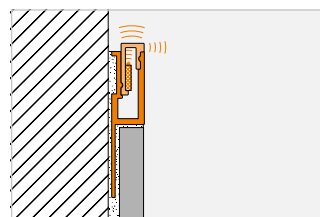
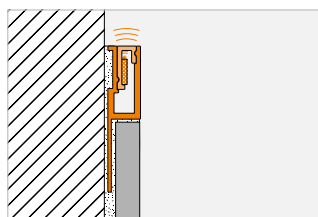
PROFILES / TYPE OF LIGHT	APPLICATION AREA	PROPERTIES	PROFILE DIMENSIONS		DIMENSIONS LED STRIPS		
	ALUMINIUM		WIDTH / HEIGHT (mm)		LENGTH (m)	LENGTH (cm)	
WARM WHITE / NEUTRAL WHITE 		 IP65	INDIRECT 	DIRECT 	1	50	
						100	
			1.5	150			
				200			
			2.5	250			
				400			

Supply line: 3 m. The 400 cm LED strips are equipped with two supply lines each. The photometric data describes the LED strips only. The optical efficiency is influenced by the properties of the diffuser lens.



PHOTOMETRIC DATA									
	RATED OUTPUT (W/m)	NUMBER OF LEDS (LEDs/m)	CRI	COLOUR TEMPERATURE (Kelvin)	LIGHT CURRENT (lm/m)	EEC	kWh / 1000h	DEGREE OF PROTECTION	LIGHT DIRECTIONS
	7.5	140	92	3400 / 4900	771 / 757	F / F	4 / 4	IP67	
					772 / 794	F / F	8 / 8		
					880 / 817	E / E	12 / 12		
					801 / 780	E / E	15 / 15		
					785 / 799	E / E	18 / 18		
					725 / 693	E / E	27 / 25		

Note: LED strips can be shortened every 50 mm (warm white/neutral white).
The specified energy efficiency classes exclusively refer to the LED strip.








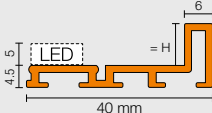
PHOTOMETRIC DATA									
	RATED OUTPUT (W/m)	NUMBER OF LEDS (LEDs/m)	CRI	COLOUR TEMPERATURE (Kelvin)	LIGHT CURRENT (lm/m)	EEC	kWh / 1000h	DEGREE OF PROTECTION	LIGHT DIRECTIONS
	7.5	140	92	3200 / 4900	610 / 650	F / F	4 / 4	IP65	
					614 / 621	F / F	8 / 8		
					603 / 636	F / F	11 / 11		
					621 / 637	F / F	15 / 15		
					566 / 630	F / F	18 / 18		
					541 / 587	F / F	26 / 27		

Note: LED strips can be shortened every 50 mm (warm white/neutral white).
The specified energy efficiency classes exclusively refer to the LED strip.



Schlüter®-LIPROTEC-D






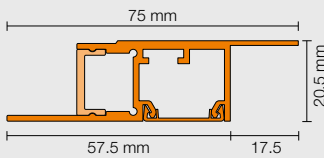
Schlüter-LIPROTEC-D is a decorative carrier profile for wall areas of anodised aluminium with a visible area of 6 mm. It allows for the insertion of various decorative materials such as glass or mirrors to adjoin ceramic tile coverings. LIPROTEC-D can be used to mount Schlüter-LIPROTEC-ES LED strips for creating indirect light effects around a decorative element. The profile design allows for the easy replacement of the utilised diffuser lenses and bulbs, even after installation. (Product data sheet 15.3)

PROFILES / TYPE OF LIGHT	APPLICATION AREA	PROPERTIES	PROFILE DIMENSIONS		DIMENSIONS LED STRIPS	
	ALUMINIUM		WIDTH / HEIGHT (mm)	LENGTH (m)	LENGTH (cm)	
WARM WHITE / NEUTRAL WHITE 		  		H = 4.5	50	
				H = 7.5	100	
				H = 9.0	150	
				H = 16.5	200	
					250	
					400	

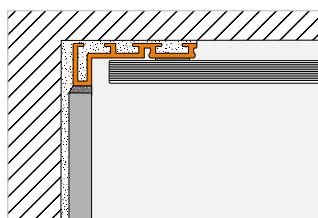
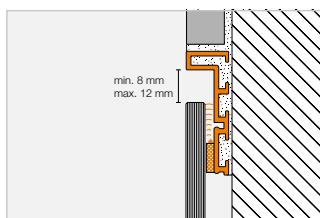
Supply line: 3 m. The 400 cm LED strips are equipped with two supply lines each. The photometric data describes the LED strips only. The optical efficiency is influenced by the properties of the diffuser lens.

Wall panel sets (WSK)

The wall panel sets with RGB+W light makes it easy to make a big impression. Simply select between the wide (128.5 cm) and narrow (70 cm) wall panels and order the practical profile set with it. Our RGB+W technology provides you with unlimited design freedom: More than 16 million hues turn your rooms into colour-flooded leisure zones. White hues from 2500 K – 6500 K let your wall panels radiate the same light as your existing ceiling light. If desired, it can be controlled with a Bluetooth receiver. The matching Schlüter-Systems app can be downloaded for free from Google Play (Android™) or the Apple App Store (iOS).

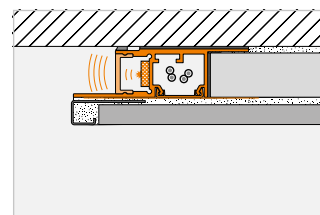
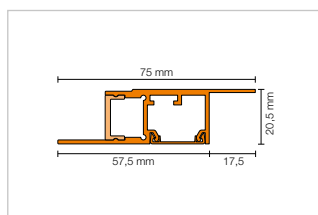
PROFILES / TYPE OF LIGHT	APPLICATION AREA	PROPERTIES	PROFILE DIMENSIONS		DIMENSIONS LED STRIPS	
	ALUMINIUM		WIDTH / HEIGHT (mm)	LENGTH (m)	LENGTH (cm)	
RGB+W 	  		INDIRECT 	2,5	250	

Supply line: 3 m. The photometric data describes the LED strips only.



PHOTOMETRIC DATA									
RATED OUTPUT (W/m)	NUMBER OF LEDS (LEDs/m)	CRI	COLOUR TEMPERATURE (Kelvin)	LIGHT CURRENT (lm/m)	EEC	kWh / 1000h	DEGREE OF PROTECTION	LIGHT DIRECTIONS	
7.5	140	92	3200 / 4900	610 / 650	F / F	4 / 4	IP65		
				614 / 621	F / F	8 / 8			
				603 / 636	F / F	11 / 11			
				621 / 637	F / F	15 / 15			
				566 / 630	F / F	18 / 18			
				541 / 587	F / F	26 / 27			

Note: LED strips can be shortened every 50 mm (warm white/neutral white).
The specified energy efficiency classes exclusively refer to the LED strip.





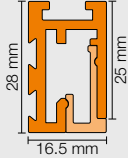
PHOTOMETRIC DATA									
RATED OUTPUT (W/m)	NUMBER OF LEDS (LEDs/m)	CRI	COLOUR TEMPERATURE (Kelvin)	LIGHT CURRENT (lm/m)	EEC	kWh / 1000h	DEGREE OF PROTECTION	LIGHT DIRECTIONS	
15	192 (96 RGB+96 W)	85	2700	405	2x G	2x 15	IP67	INDIRECT 	

Note: LED strips can be shortened every 62.5 mm (RGB+W).
The specified energy efficiency classes exclusively refer to the LED strip.
In the case of RGB+W LEDs, light current, energy efficiency class and weighted consumption refer to white light only.



Staircase sets (PB)



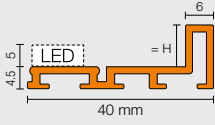
Schlüter-LIPROTEC-PB stair sets put light where it is needed: in the middle of the stair step. The PB 15 complete sets for 15 steps have 60 cm wide LED modules pre-mounted in the middle. With their diffuser lenses, they provide indirect illumination with a discreet line of light. The combinations of aluminium carrier profile and diffuser lens are 100/150 cm long and can be shortened individually as required. The LED modules have a 4500 K neutral white colour temperature and are cabled by means of a simple coupling system; a 500 cm connection cable and power supply are included in the set. If that isn't enough: the stair set can easily be expanded to 18 steps with only one supply line. To this end, use the Schlüter-LIPROTEC-PB 1 single-step sets.

PROFILES / TYPE OF LIGHT	APPLICATION AREA	PROPERTIES	PROFILE DIMENSIONS		DIMENSIONS LED STRIPS	
	ALUMINIUM		WIDTH / HEIGHT (mm)	LENGTH (m)	LENGTH (cm)	
NEUTRAL WHITE			DIRECT 	1	60	
				1.5	60	
				1 (15 units)	60 (15 units)	
				1.5 (15 units)	60 (15 units)	

The photometric data describes the LED strips only.

Decorative frame sets (D)


Schlüter-LIPROTEC-D 90 are sets for creating illuminated decorative frames. With these complete sets, mirrors or design elements such as printed glass or decor panels can be elegantly framed with indirect LED lighting. The carrier profiles have already been mitered and four matching Schlüter-LIPROTEC-ES-LED strips with a colour temperature of 3200 K (warm white) or 4900 K (neutral white) are included in the set, as well as the power supply unit and all material for assembly and wiring.

PROFILES / TYPE OF LIGHT	APPLICATION AREA	PROPERTIES	PROFILE DIMENSIONS		DIMENSIONS LED STRIPS	
	ALUMINIUM		WIDTH / HEIGHT (mm)	LENGTH (m)	LENGTH (cm)	
S1 WARM WHITE				H = 9.0	1.185 / 0.935 (2 units)	110 / 85 (2 units)
S2 NEUTRAL WHITE						

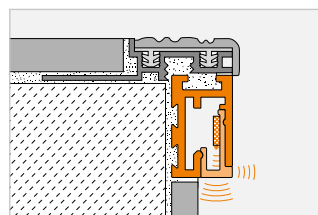
Supply line: 3 m. The photometric data describes the LED strips only.



Schlüter-LIPROTEC-PB 15



Schlüter-LIPROTEC-PB 1

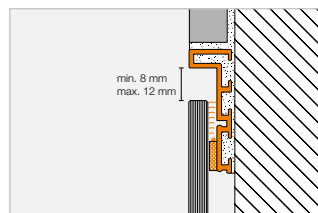


PHOTOMETRIC DATA									
RATED OUTPUT (W)	NUMBER OF LEDS (Unit)	CRI	COLOUR TEMPERATURE (Kelvin)	LIGHT CURRENT (lm/m)	EEC	kWh / 1000h	DEGREE OF PROTECTION	LIGHT DIRECTIONS	
3.7	72	80	4500	375	E	3	IP20		
					15x E	15x 3			

Note: Single step sets are delivered with a 70 cm connecting cable.

Complete sets with 15 profiles are supplied with a 500 cm cable supply line and 14 x 70 cm connecting cables.

The specified energy efficiency classes exclusively refer to the LED strip.



PHOTOMETRIC DATA									
RATED OUTPUT (Set)	NUMBER OF LEDS (LEDs/m)	CRI	COLOUR TEMPERATURE (Kelvin)	LIGHT CURRENT (lm/m)	EEC	kWh / 1000h	DEGREE OF PROTECTION	LIGHT DIRECTIONS	
29,3	140	92	3200	595	4x F	2x 8 2x 11	IP65		
28,9			4900	609	4x F	2x 8 2x 11			

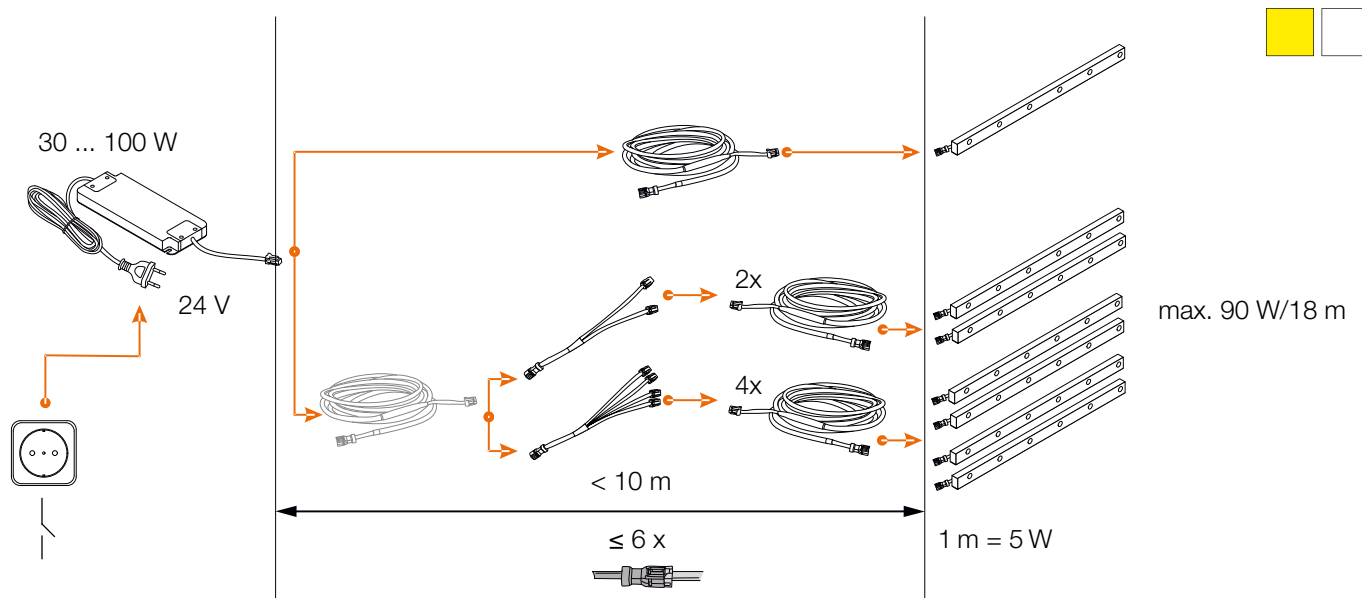
Note: LED strips can be shortened every 50 mm (warm white/neutral white).

The energy efficiency class and the weighted consumption refer to the unshortened LED strips only. The rated output describes the power rating for the LED strips that have been shortened to size for the installation.

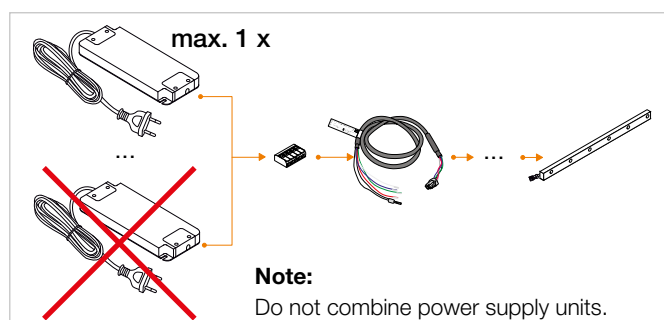
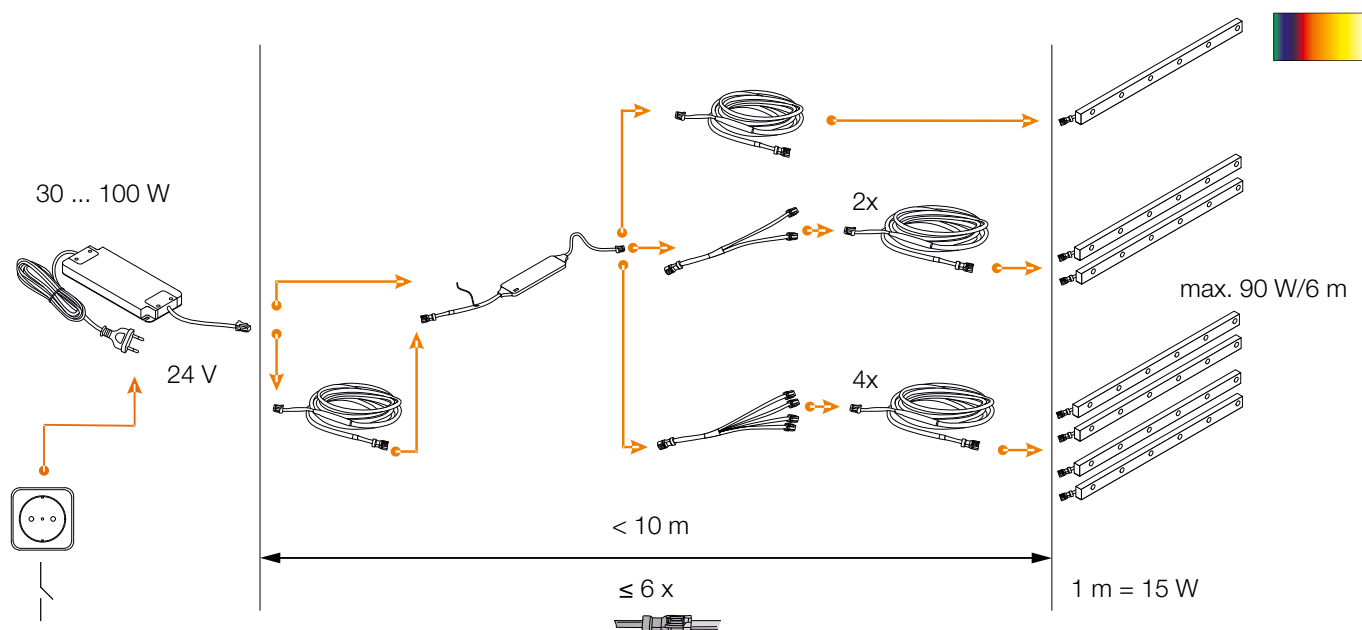


LIPROTEC-EASY clamping diagrams

LED MODULE *WW / NW*

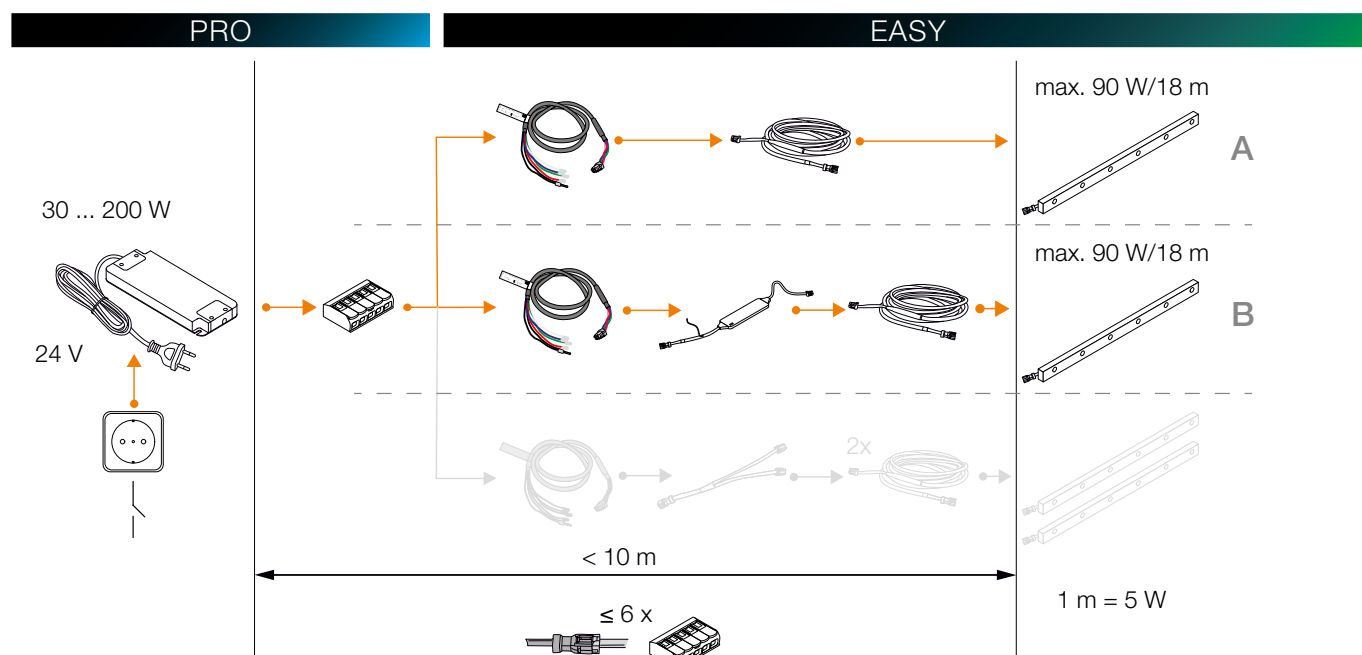


LED MODULE *RGB+W*



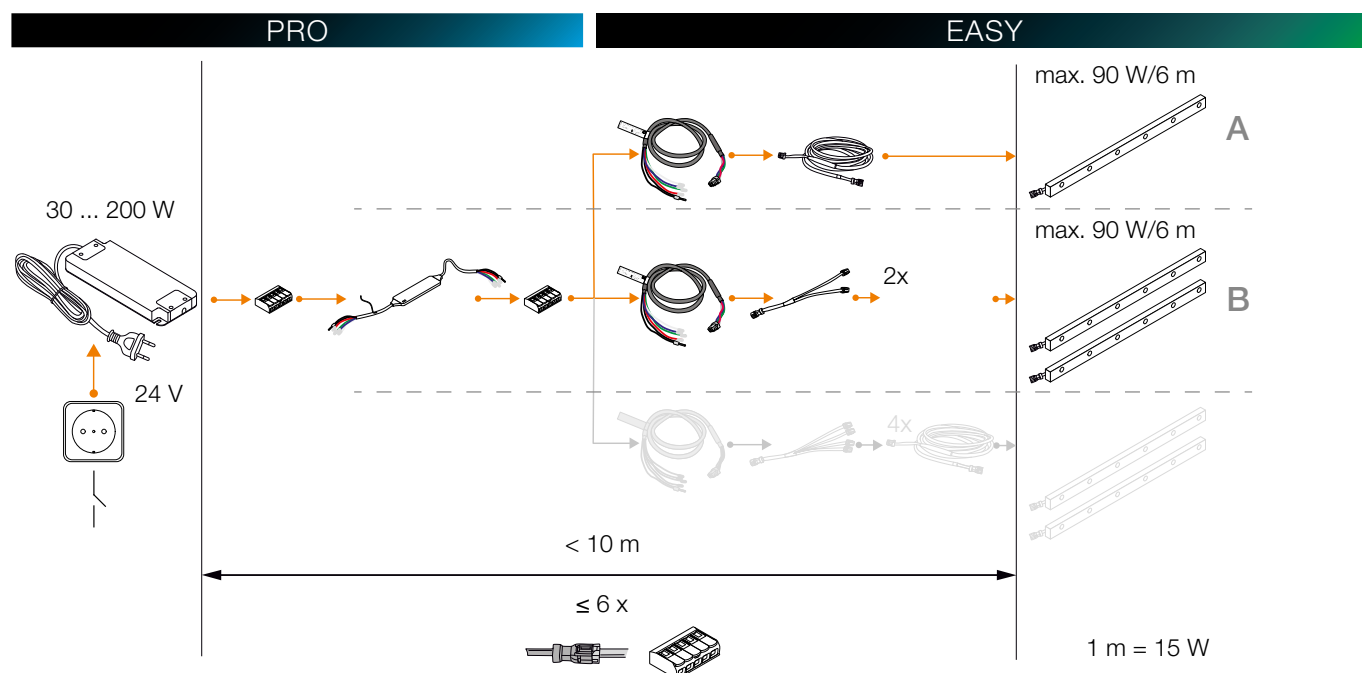

LIPROTEC-EASY and -PRO combination clamping diagrams using an adapter

LED MODULE *WW / NW*



Note: Max. length of LED modules in a row in the LIPROTEC-EASY system when using the plug-and-play adapter: 18 m per cable strand (A or B) depending on the power supply unit used.

LED MODULE *RGB+W*



Note: Max. length of LED modules in a row in the LIPROTEC-EASY system when using the plug-and-play adapter: 6 m per cable strand (A or B) depending on the power supply unit used.



Schlüter-LIPROTEC application areas







General Terms and Conditions



Subject to the General Terms and Conditions of Schlüter-Systems Ltd.

All previous price lists lose their validity on the publication of this price list. Errors, changes, and printing mistakes as well as changes necessary in the interest of product innovation or shipping reserved.

For reasons of printing, colours shown in this price list may differ from actual product colours.

You find the actual "General Terms and Conditions" of Schlüter-Systems Ltd. here:

www.schluter.co.uk/downloads.aspx

Key

Properties



Low assembly height



Plug-and-play



Available as a set



LED can be shortened



IP X5 (protection against water jets)



IP X7 (protection against temporary submersion)



Lighting control via Bluetooth/via app



Lighting control via radio



Lighting control via remote control



Lighting control via smartphone

Packaging units

P = box packaging

KV = case packaging

PL = euro pallet

Unit = units


Dimensions

H = height

L = length

B = width

T = depth

Innovations New product

Application areas



Suitable for use on the wall in the shower area



Suitable for use on walls in interior spaces



Suitable for use on the ceiling



Suitable for use in inner corners of rooms



Suitable for use on an external room corner

Suitable for use on the floor
of privately used areas


Suitable for use on staircase steps

For use in pool landscapes, but not under water
(increased resistance against chlorine)


Suitable for use in steam saunas (≤ 65 °C)



Suitable for use on walls in exterior spaces



www.liprotec.com



www.schluter-systems.com/app/



Information. Find out more!

Did we pique your interest in the illuminated profile technology of Schlüter-Systems? Then you might like to learn more. The fastest way is to visit our website. For more information, visit **www.liprotec.co.uk**.



Please refer to the Technical Manual or the operating instructions accompanying the product for detailed technical information on the installation of Schlüter-LIPROTEC.

Subject to the Standard Terms and Conditions of Sale of Schlüter-Systems Ltd.

All previous price lists lose their validity on the publication of this price list.

Errors, changes, and printing mistakes as well as changes necessary in the interest of product innovation or shipping reserved. For reasons of printing, colours shown in this price list may differ from actual product colours.



P R O F I L E O F I N N O V A T I O N

Schlüter-Systems KG · Schmölestraße 7 · D-58640 Iserlohn

Tel.: +49 2371 971-261 · Fax: +49 2371 971-112 · info@schlueter.de · www.schlueter-systems.com

Schlüter-Systems Ltd · Units 3-5 Bardon 22 Industrial Estate · Beveridge Lane · Coalville · Leicestershire · LE67 1TE

Tel.: +44 1530 813396 · Fax: +44 1530 813376 · sales@schluter.co.uk · www.schluter.co.uk