

Schlüter®-KERDI-LINE-VARIO

Flexible. Intelligent. Elegant.



The profile of linear drainage



PROFILE OF INNOVATION

Schlüter®-KERDI-LINE-VARIO


The next generation of linear drainage: Schlüter-KERDI-LINE-VARIO combines the efficiency of KERDI drainage technology with elegant profiles in Schlüter designs. Why Vario? Drainage profiles can be individually cut to size at the construction site to create a precise fit for on-site conditions and the rotatable connector of the drainage unit enables optimum installation flexibility.





Linear drainage in a versatile new concept

Linear drainage can be that easy: with KERDI-LINE-VARIO. You only need a drainage profile and a drain instead of rigid channel structures, frames and grates. They are a coordinated combination that always fits. The profiles can be individually cut to size to match the dimensions on site. 22 cm to 120 cm: a profile for all applications.





VARIO drainage profiles: Less is more

Many classic designs owe their success to the concept of "Less is more". The true strength of these products is their focus on function, without ornamental accessories. From that perspective, KERDI-LINE-VARIO is destined to become a classic. The profiles only have a single purpose - to channel the water where it belongs. In spite of this simplicity, the system offers a number of design choices: COVE and WAVE design options, the materials stainless steel and aluminium and in the latter, 8 different TRENDLINE finish options. With these, you can either create a precise colour match for the drainage or an intentional contrast - for stylish configurations.

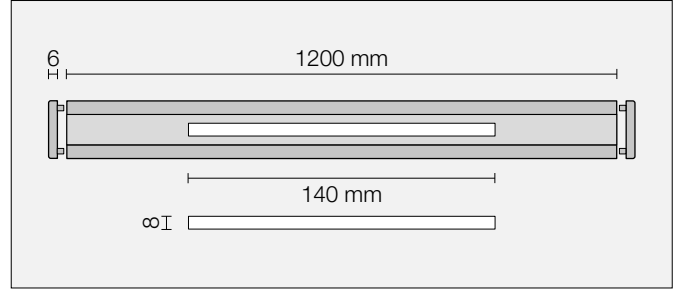
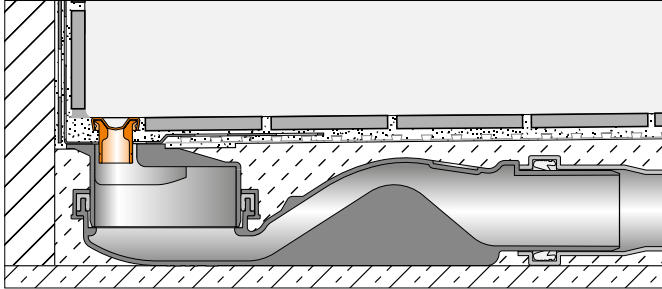
- ✓ Unobtrusive, slim drainage profiles
- ✓ Drainage profiles are height-adjustable and can be individually cut to size (22 - 120 cm)
- ✓ Two elegant designs options: COVE and WAVE
- ✓ High-quality materials: brushed stainless steel or TRENDLINE powder coated aluminium
- ✓ To match the latest tiling trends
- ✓ Simple to install





Schlüter®-KERDI-LINE-VARIO COVE

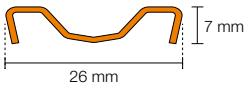
Schlüter-KERDI-LINE-VARIO COVE is a cove-shaped drainage profile, which can be cut to size, for use with the Schlüter-KERDI-LINE-VARIO-H drain. An opening 8 mm wide and 140 mm long allows water to flow into the drain. The drainage profile is supplied with two matching end caps. The installation height can be adjusted to the thickness of the floor covering by using tile adhesive. This profile can withstand wheel-chair use in a shower.



Schlüter®-KERDI-LINE-VARIO COVE

Drainage profile, COVE design (D 9), brushed stainless steel V4A

L (cm)	H = 7 mm Art.-No.
120	KL VR D9 EB 120



Schlüter®-KERDI-LINE-VARIO COVE


Drainage profile, COVE design (D 9), textured aluminium

L (cm)	H = 8 mm Art.-No.
120	KL VR D9 MBW 120
120	KL VR D9 MGS 120
120	KL VR D9 TSBG 120
120	KL VR D9 TSC 120
120	KL VR D9 TSDA 120
120	KL VR D9 TSI 120
120	KL VR D9 TSOB 120
120	KL VR D9 TSSG 120



Suitable for covering thicknesses of 6 - 15 mm (with DITRA 25 or DITRA-HEAT) and 6 - 12 mm (with DITRA-HEAT-DUO)

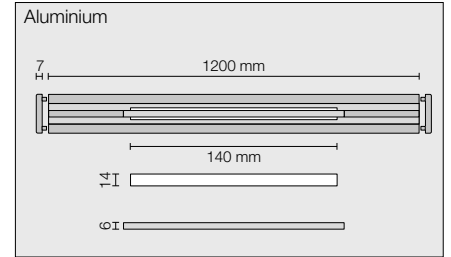
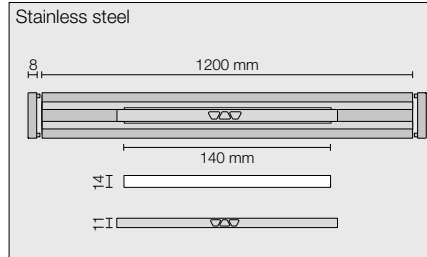
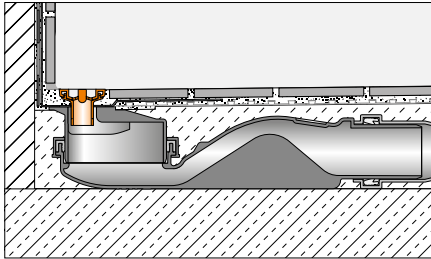
Note: Only suitable for use with the Schlüter-KERDI-LINE-VARIO-H body



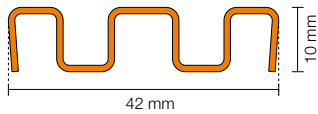


Schlüter®-KERDI-LINE-VARIO WAVE

Schlüter-KERDI-LINE-VARIO WAVE is a W shaped drainage profile, which can be cut to size, for use with the linear drain Schlüter-KERDI-LINE-VARIO-H. An opening 14 mm wide and 140 mm long allows water to flow into the drain. The opening is elegantly concealed by a removable cover panel. The drainage profile is supplied with two matching end caps. The installation height can be adjusted to the thickness of the floor covering by use of tile adhesive.

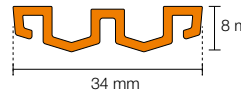


Schlüter®-KERDI-LINE-VARIO WAVE	
Drainage profile, WAVE design (D 10), brushed stainless steel V4A	
L (cm)	H = 10 mm Art.-No.
120	KL VR D10 EB 120



Suitable for covering thicknesses of 8 - 18 mm (with DITRA 25 or DITRA-HEAT) and 8 - 15 mm (with DITRA-HEAT-DUO)

Schlüter®-KERDI-LINE-VARIO WAVE	
Drainage profile, WAVE design (D 10), textured aluminium	
L (cm)	H = 8 mm Art.-No.
120	KL VR D10 MBW 120
120	KL VR D10 MGS 120
120	KL VR D10 TSBG 120
120	KL VR D10 TSC 120
120	KL VR D10 TSDA 120
120	KL VR D10 TSI 120
120	KL VR D10 TSOB 120
120	KL VR D10 TSSG 120



Suitable for covering thicknesses of 6 - 15 mm (with DITRA 25 or DITRA-HEAT) and 6 - 12 mm (with DITRA-HEAT-DUO)

Note: Only suitable for use with the Schlüter-KERDI-LINE-VARIO-H body





Always the perfect match: TRENDLINE textured coating

Our Schlüter-TRENDLINE colour series is sure to include the perfect profile to match current colour styles. You can choose from 8 high quality textured coatings in delicate colour gradations. Of course, you can always go for time-honoured classics: both drainage profiles are also available in brushed stainless steel V4A.

COVE design



EB

brushed stainless steel

TSI

natural ivory

TSC

natural cream

TSBG

natural beige grey

TSSG

natural stone grey

TSOB

natural bronze

TSDA

natural dark anthracite

MBW

matte brilliant white

MGS


matte graphite black

WAVE design



An ultra-slim power package: KERDI-LINE-VARIO-H

Schlüter-KERDI-LINE-VARIO-H is a complete linear drain for tiled showers. It comprises a wave shaped drain body with horizontal outlet that can be rotated by 360 degrees, a built-in odour trap and an integrated elasticated KERDI waterproofing collar. Schlüter-KERDI-LINE-VARIO-H can be installed in an intermediate position or against a wall. The high flow rate in the drain body results in a self-cleaning effect. Together with the Schlüter-KERDI-LINE-VARIO drainage profiles, the drain can be used to create an unobtrusive drainage solution in tiled floors.






Making good things even better: VARIO drain technology.

Schlüter-Systems is well known for its slim drainage solutions. We now have further optimised our proven technology by combining the efficient wave shaped drain with a new adapter which has an integrated elasticated waterproofing collar that is a perfect fit for our drainage profiles. KERDI-LINE has achieved a new dimension of flexibility.

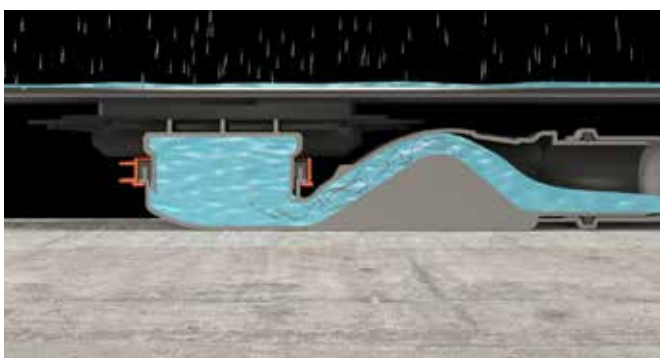
- ✓ **Ultra-slim drain body (65 mm installation height)**
- ✓ **Wave shaped drain, rotatable by 360°**
- ✓ **Built-in odour trap**
- ✓ **High flow rate in the floor drain**
- ✓ **Self-cleaning effect**
- ✓ **Drain adapter with integrated KERDI-FLEX collar**
- ✓ **Simple seal check with opening in protective lid**
- ✓ **Multi-function protective lid:**
 - Protective function
 - Centre markings
 - Screed levelling aid
 - Water inspection nozzle
 - Spacer (customisable)



Wave shaped drain, rotatable by 360°



Low installation height: 65 mm



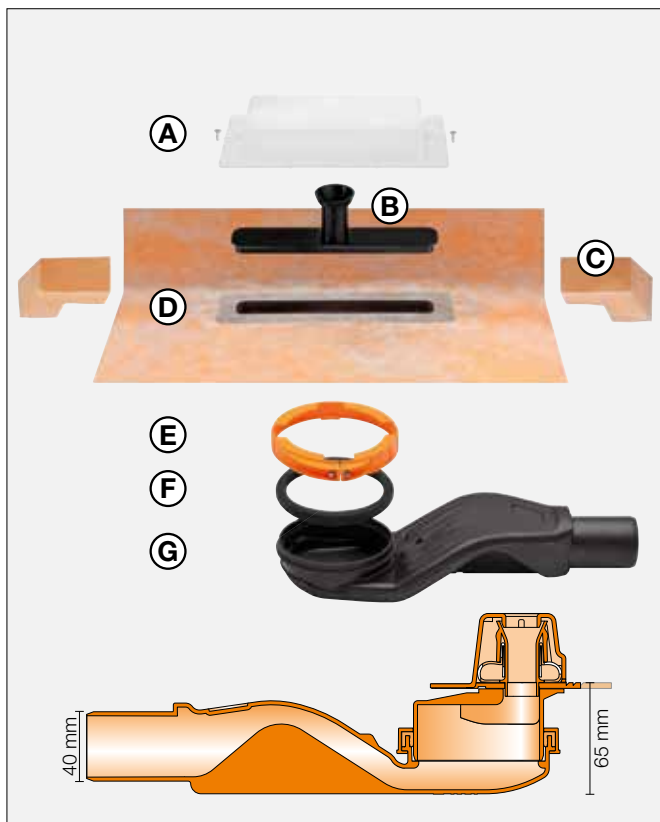
High flow rate causes self-cleaning effect



Wave shape creates permanent odour seal



Schlüter®-KERDI-LINE-VARIO-H

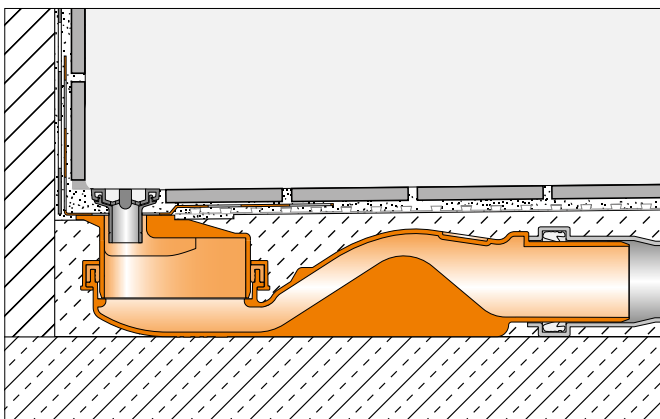


Set components:

- A protective lid
- B water inspection nozzle
- C corner seal (for upright wall connection)
- D drainage profile connector with elasticated waterproofing collar
- E clamping ring
- F gasket
- G drain body with odour trap

Technical data:

Drain	DN 40
Drain capacity	0.45 l/s
Water trap height	25 mm
Installation height	65 mm



Schlüter®-KERDI-LINE-VARIO-H 40

Linear wave shaped drain with DN 40 horizontal outlet

Art.-No.


KL VR H40 G4

Note:


The drain is only suitable for use with Schlüter-KERDI-LINE-VARIO drainage profiles



Notes:



www.youtube.com/user/schluetersystemseu





Our design tip: Combination with Schlüter-TRENDLINE

You can count on TRENDLINE to create stunning designs with ceramic tiles. Our precisely coordinated colour system comprises finishing profiles, drainage profiles, shelves and cove-shaped profiles. All can be combined to suit your preferences.



Informative. Find out more!

Would you like to know more about Schlüter-Systems?
Visit our website at www.schluter.co.uk



Your authorised dealer:



PROFILE OF INNOVATION

Schlüter-Systems KG · Schmölestraße 7 · D-58640 Iserlohn
Tel.: +49 2371 971-261 · Fax: +49 2371 971-112 · info@schlueter.de · www.schlueter-systems.com

Schlüter-Systems Ltd · Units 3-5 Bardon 22 Industrial Estate · Beveridge Lane · Coalville · Leicestershire · LE67 1TE
Tel.: +44 1530 813396 · Fax: +44 1530 813376 · sales@schluter.co.uk · www.schluter.co.uk